

# tricot13-7 Trinity Circle Purse



## Suggested yarn:

- Keito-Zakka Stores Trinity [100% jute (cellulose); 87 yds/80m per 3.42-3.53 oz./ 97-100g hank];
  - color #02 cool beige, 1 hank [50g]
  - color #05 pink rose, 1 hank [35g]
  - color #06 mauve, 1 hank [60g]
  - color #07 marigold, 4 hanks [360g]

## Tools/Notions:

- 4.0mm (US G) & 7.0mm (approx. US K or L) crochet hooks or sizes necessary to achieve gauge

## Finished measurements:

- circumference 45cm/17.7"

## Gauge (10cm/4" square):

- single crochet (US): 15.5 sts and 16 rounds

*Gauge may vary according to individual crochet style. Change hook size if necessary to achieve gauge. Alternatively, rework pattern with your own gauge measurements.*

## Summary

✳️**Note:** Like all Japanese patterns, stitch counts given here for foundation chains do not include any chain sts needed for turning posts.

**Side of bag (make 2):** Work magic ring to begin, then work pattern stitch in the round.

**Gusset:** Work foundation chain to begin, then work in sc.

**Handle (make 2):** With 2 strands of yarn held together, crochet 6 chains, then braid these 6 strands together (a 3-strand braid with 2 chains per strand).

**Finishing:** Seam sides and gusset together from WRONG side using sc edging worked through both layers with side facing you. Work slip stitch edging around mouth of bag in the round. Fasten handles to sides of bag by knotting the ends of the handles to the bag.

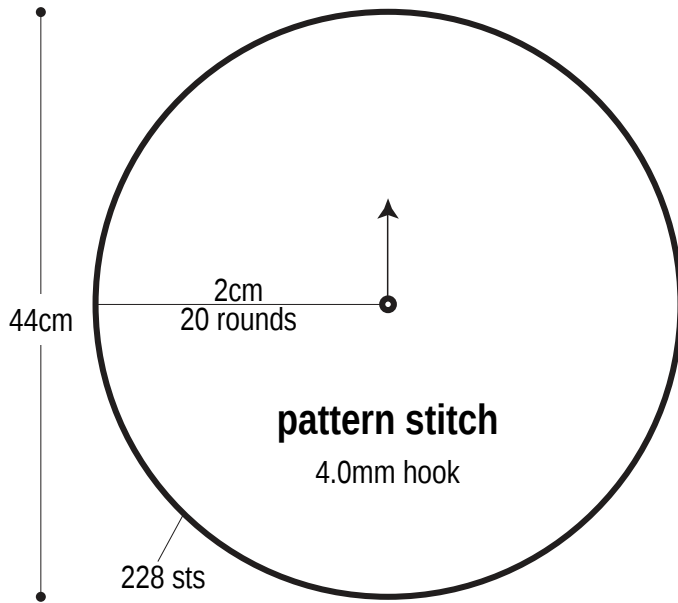
### Abbreviations:

ch = chain

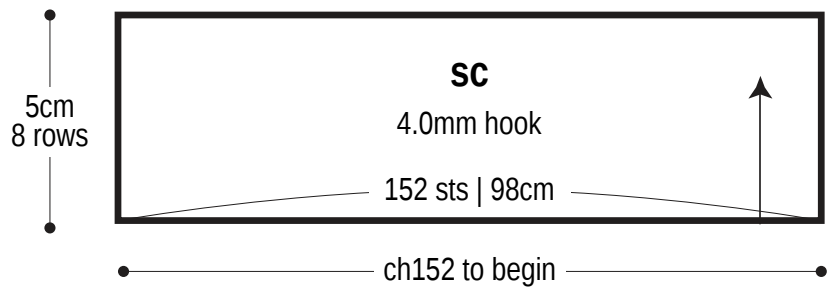
m = magic ring/circle

sc = single crochet (US)

## Side (make 2)



## Gusset color #07 marigold



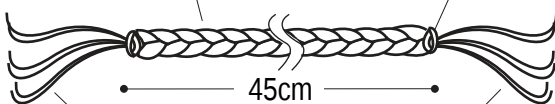
## Finishing color #07 marigold

### Handle (make 2)

7.0mm hook, color #07 marigold

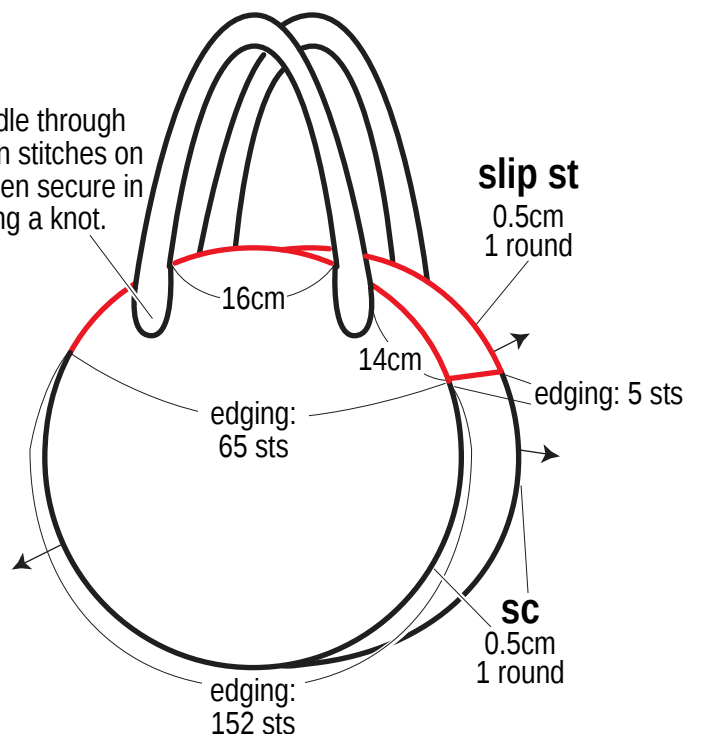
Make 3 chain (for each, ch45 with 2 strands held together). Braid these 3 chains together.

Knot all 6 strands.



In order to knot the ends of the handles to the purse, leave a yarn tail 20cm long on each end.

Thread handle through gap between stitches on round 19, then secure in place by tying a knot.



# Chart for side

round no.	stitch count
20	228 (work even)
19	228 (+12)
18	216 (work even)
17	216 (+54)
16	162 (work even)
15	162 (+18)
14	144 (work even)
13	144 (+18)
12	126 (work even)
11	126 (+6)
10	120 (work even)
9	120 (+48)
8	72 (work even)
7	72 (+18)
6	54 (work even)
5	54 (+24)
4	30 (work even)
3	30 (+18)
2	12 (+6)
1	6 (work into magic ring)

= color #02 cool beige
  = color #06 mauve  
 = color #05 pink rose
  = color #07 marigold

