

612hbag Heart Shoulder Bag



Suggested yarn:

- Pierrot Yarns Amian [100% Japanese paper (cellulose); 94 yds/86m per 1.41 oz./40g skein]; color #23 poppy red, 3 skeins [90g]

Tools/Notions:

- 3.0mm (approx. US C or D) crochet hook or size necessary to achieve gauge
- chain for purse strap (90cm/35.43")
- magnetic clasp

Finished measurements:

- Please see finishing schematic.

Gauge (10cm/4" square):

- single crochet (US): 16 sts and 17 rows

Gauge may vary according to individual crochet style. Change hook size if necessary to achieve gauge. Alternatively, rework pattern with your own gauge measurements.

Summary

✳️**Note:** Like all Japanese patterns, stitch counts given here for foundation chains do not include any chain sts needed for turning posts.

Sides of bag: Work foundation chain to begin, then work in pattern stitch in the round.

Gusset: Work foundation chain to begin, then work in sc.

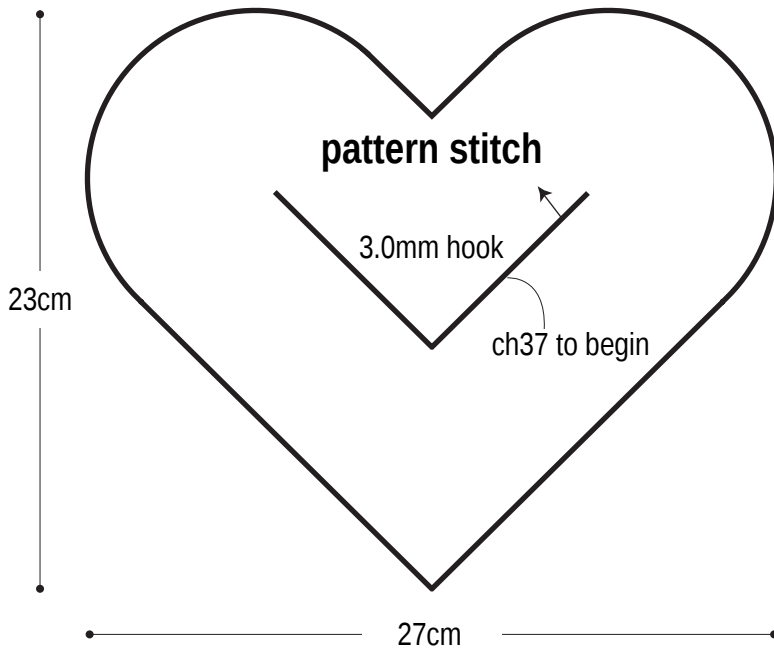
Finishing: Seam sides to gusset with wrong sides facing each other using sc seam (that is, work sc through both layers of fabric). Attach chain for shoulder strap. Attach magnetic clasp.

Abbreviations:

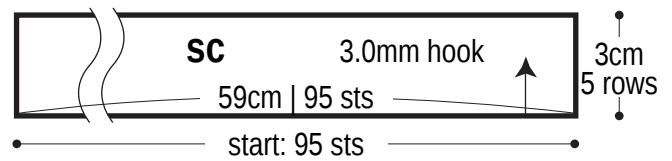
ch = chain

sc = single crochet (US)

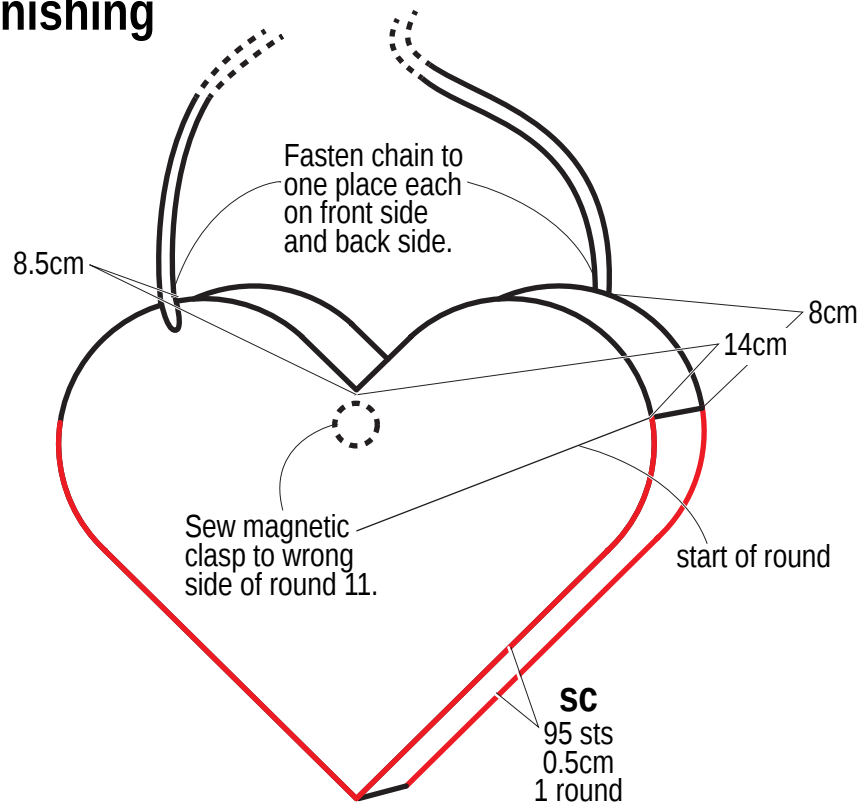
Sides (make 2)




Gusset



Finishing



Pattern stitch



Increases

round no.	stitch count
12	154 (work even)
11	154
10	140
9	140
8	126
7	126
6	112
5	112
4	98
3	98 (+14 sts)
2	84 (work even)
1	84
	ch37 to begin

odd round: +14 sts
even round: work even } repeat