

# 365nw Momo Little Neckwarmer



## Suggested yarn:

- Pierrot Yarns Momo-little [100% merino wool; 118 yds/108m per 1.06 oz./30g skein];
  - color #01 White, 1 skein [25g]
  - color #10 Ivy Gray, 2 skeins [40g]

## Tools/Notions:

- 3.0mm (US 3) knitting needles or size necessary to achieve gauge
- 2.3mm (approx. US B) crochet hook or size necessary to achieve gauge
- 3 buttons (18mm/0.71")

## Finished measurements:

- length 65cm/25.59"
- width 15.5cm/6.10"

## Gauge (10cm/4" square):

- pattern stitch: 30 sts and 16 rows

*Gauge may vary according to individual knitting style. Change needle size if necessary to achieve gauge. Alternatively, rework pattern with your own gauge measurements.*

## Summary

**Body of neckwarmer:** Work foundation chain to begin, then work in pattern stitch.

**Finishing:** With knitting needles, pick up stitches along side ① and work k1p1 ribbing. Bind off in pattern. Repeat for sides ② to ④ in that order. On side ④, work buttonholes in ribbing as you go. Fasten buttons where indicated.

## Abbreviations:

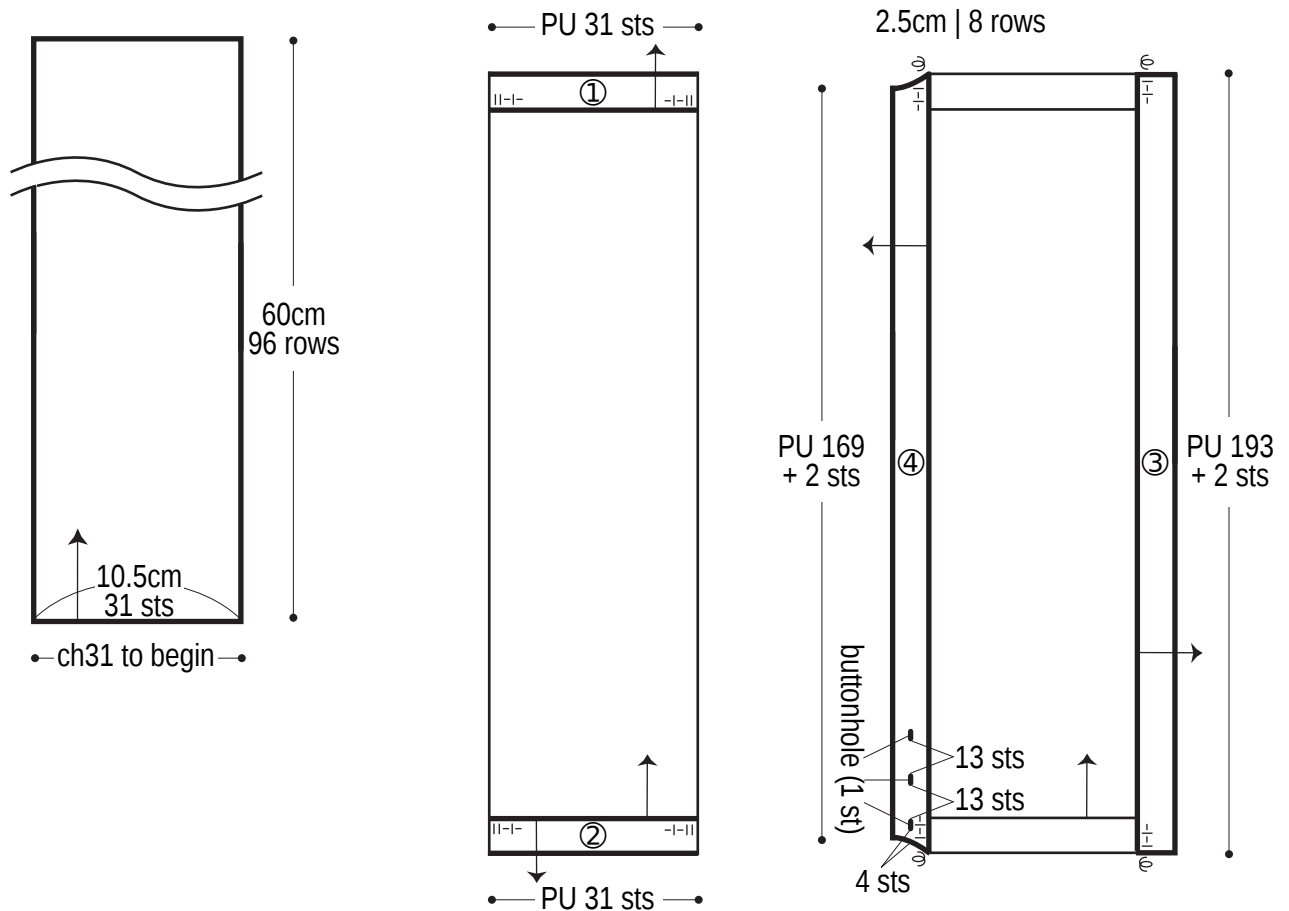
BO = bind off  
ch = chain st  
k = knit  
p = purl  
PU = pick up

# Neckwarmer

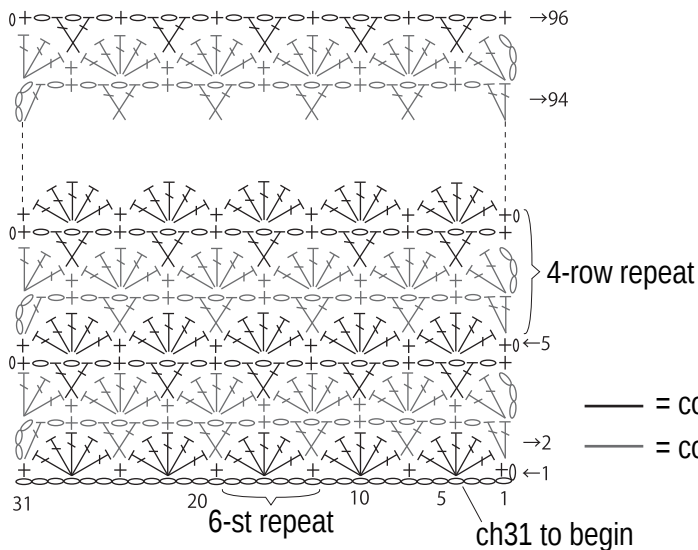
## Edging: k1p1 ribbing

3.0mm needles, color #10

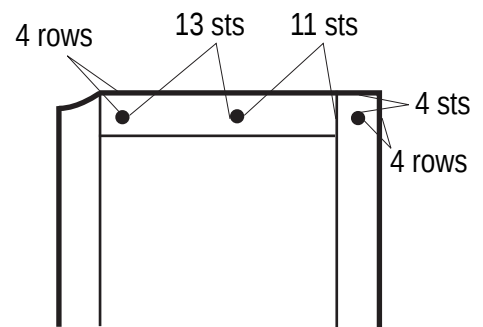
※Work in order from ① to ④.



## Pattern stitch 2.3mm hook



## Button placement



## Section ④ ribbing with buttonholes 3.0mm needles

