

18bag Knit Handbag



Suggested yarn:

- Pierrot Yarns Junmo Chuboso/Pure Wool Fingering [50% wool, 50% merino wool; 164 yds/150m per 1.41 oz./40g skein]; color #420 Deep Red, 2 skeins [50g]
- Pierrot Yarns Junmo Chuboso Gradation [50% wool, 50% merino wool; 164 yds/150m per 1.41oz/40g skein]; color #420 Red, 2 skeins [50g]

Tools/Notions:

- 3.6mm (approx. US 5) knitting needles or size necessary to achieve gauge
- 3.0mm (approx. US C or D) crochet hook or size necessary to achieve gauge
- cable needle
- teknorote (polypropylene memory wire)

Finished measurements:

- height (not including handle) 23cm/9.06"
- width 31cm/12.20"

Gauge (10cm/4" square):

- pattern stitch: 24 sts and 32.5 rows
- stockinette stitch: 24 sts and 9 rows

Gauge may vary according to individual knitting style. Change needle size if necessary to achieve gauge. Alternatively, rework pattern with your own gauge measurements.

Summary

❖**Note:** Entire bag worked with 2 strands of yarn held together (1 strand of each yarn).

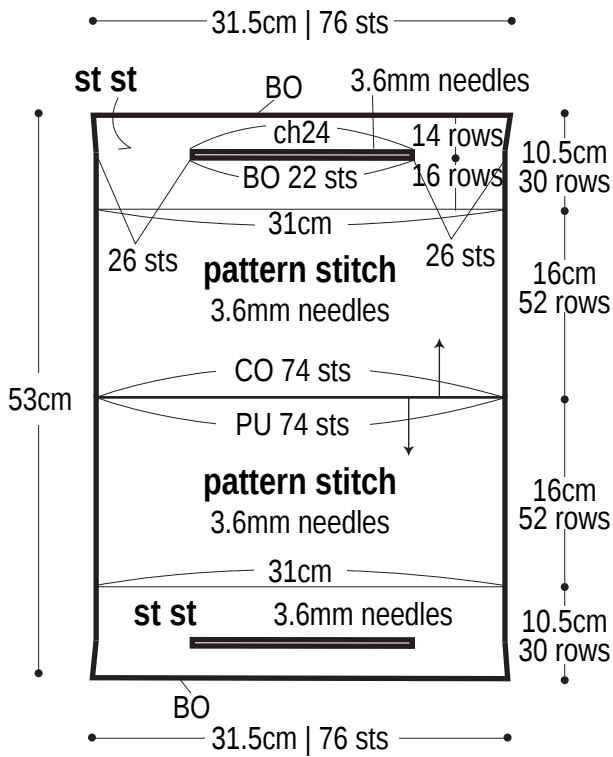
Body of bag: Cast on with crochet chain cast-on method. Referring to schematic and chart, work body of bag in pattern st and st st. In the middle of row 18, work 24 chain sts with crochet hook before completing the rest of the row. On row 19, work 24 sts in st st into the crochet chain. Bind off. Work other half of bag the same as the first, working first row into crochet chain at the bottom of the bag.

Finishing: Seam the sides with mattress stitch. Cut 6 pieces of teknorote (polypropylene memory wire) and thread into top of bag as shown in finishing schematic.

Abbreviations:

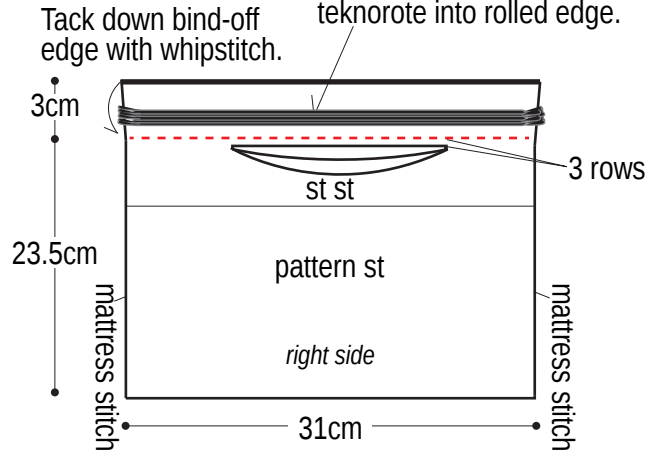
BO = bind off
ch = chain st
PU = pick up
st st = stockinette stitch






Body of bag

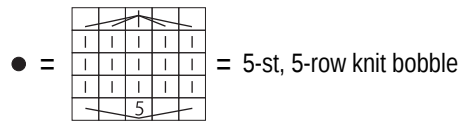


Finishing

Form loops with 6 pieces of teknorote. Roll bind-off edge down to row indicated by red line below. Insert teknorote into rolled edge.




-  = C2F (slip 1 to cable needle and hold in front of work, p1, k1 from cable needle)
-  = C2B (slip 1 to cable needle and hold in back of work, k1, p1 from cable needle)
-  = C3F (slip 2 to cable needle and hold in front of work, p1, k2 from cable needle)
-  = C3B (slip 1 to cable needle and hold in back of work, k3, p1 from cable needle)
-  = C4B (slip 2 to cable needle and hold in back of work, k2, k2 from cable needle)

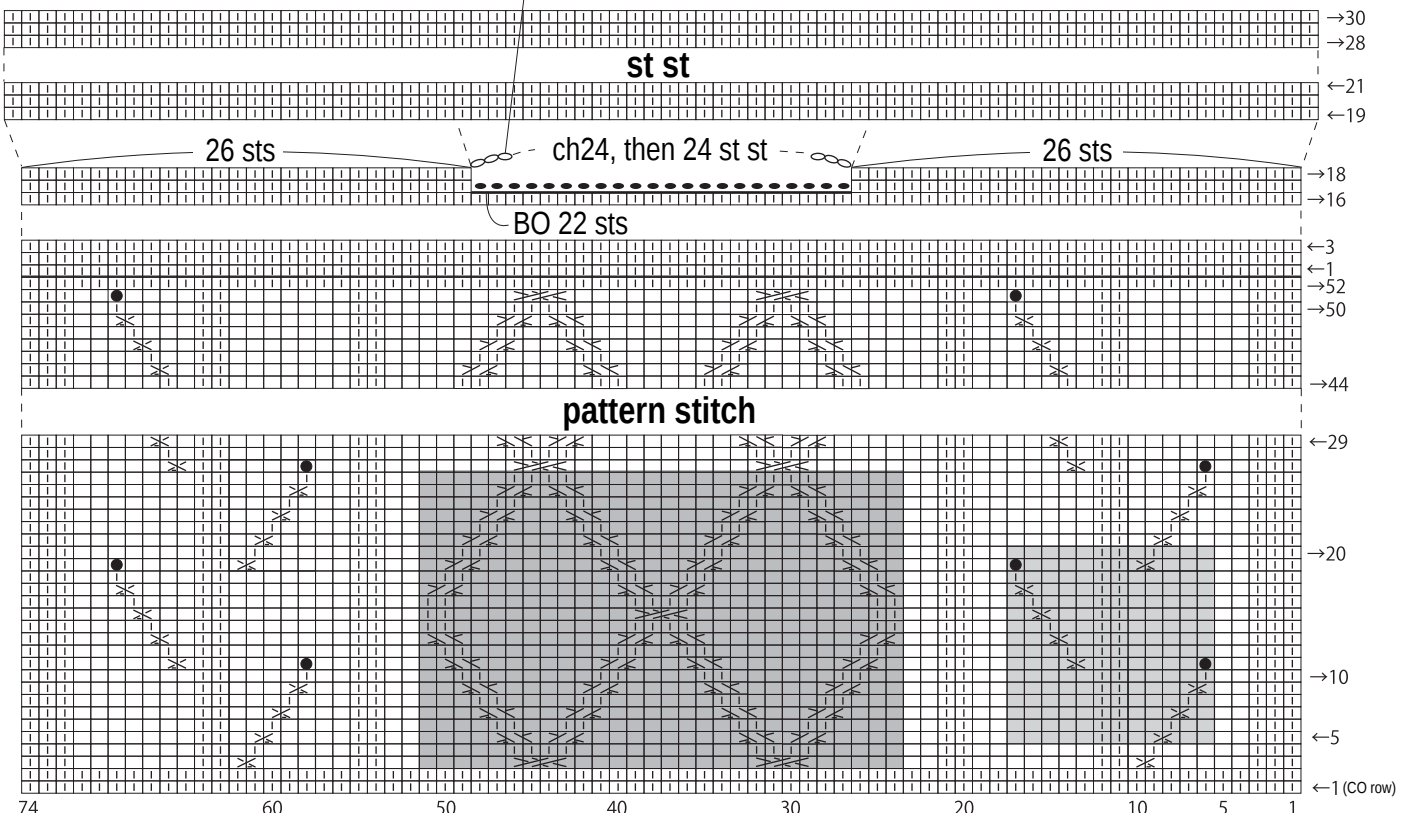



Bag chart


3.6mm needles

3.0mm hook

□ =  purl



 = 28-st, 24-row repeat

 = 12-st, 16-row repeat