

217aw-20 Foot Cover (Solid)



Suggested yarn:

- Pierrot Yarns Friends [65% wool, 35% acrylic; 186 yds/170m per 1.41 oz./40g skein];
 - color #05 Smoke Blue, 1 skein [40g]
 - color #08 Navy, 1 skein [15g]

Tools/Notions:

- 2.5mm (approx. US B or C) crochet hook or size necessary to achieve gauge

Finished measurements:

- foot length 23cm/9.06"

Gauge (10cm/4" square):

- double crochet (US): 30 sts and 13.5 rows

Gauge may vary according to individual crochet style. Change hook size if necessary to achieve gauge. Alternatively, rework pattern with your own gauge measurements.



Summary

✳️**Note:** Like all Japanese patterns, stitch counts given here for foundation chains do *not* include any chain sts needed for turning posts.

Toe, instep & sole: ch10 to begin. Work dc in the round, increasing as indicated.

Heel: Working into instep/sole stitches, work heel in dc back and forth in rows.

Ribbon: Work foundation chain to begin, then work in pattern stitch. With right sides facing each other, seam sides with whipstitch. Turn right-side-out, then cinch the loop at the middle and wrap yarn around it 30 times to form a bow shape. Secure with a knot.

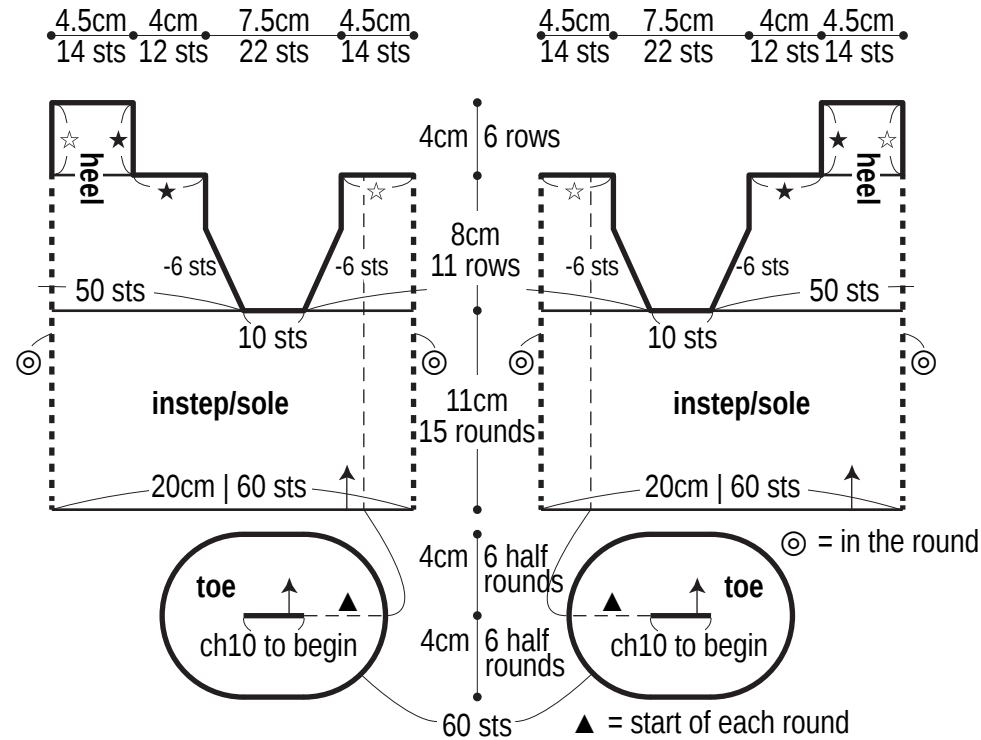
Finishing: Seam heel sections marked with ★ and ☆ in schematics using whipstitch. (Seam ★ to ★ and ☆ to ☆.) Work edging around cuff of each slipper. Fasten ribbon to cuff where indicated.

Abbreviations:

ch = chain dc = double crochet (US) RS = right side sc = single crochet (US) tbl = through back loop only WS = wrong side

Right foot

dc, 2.5mm hook

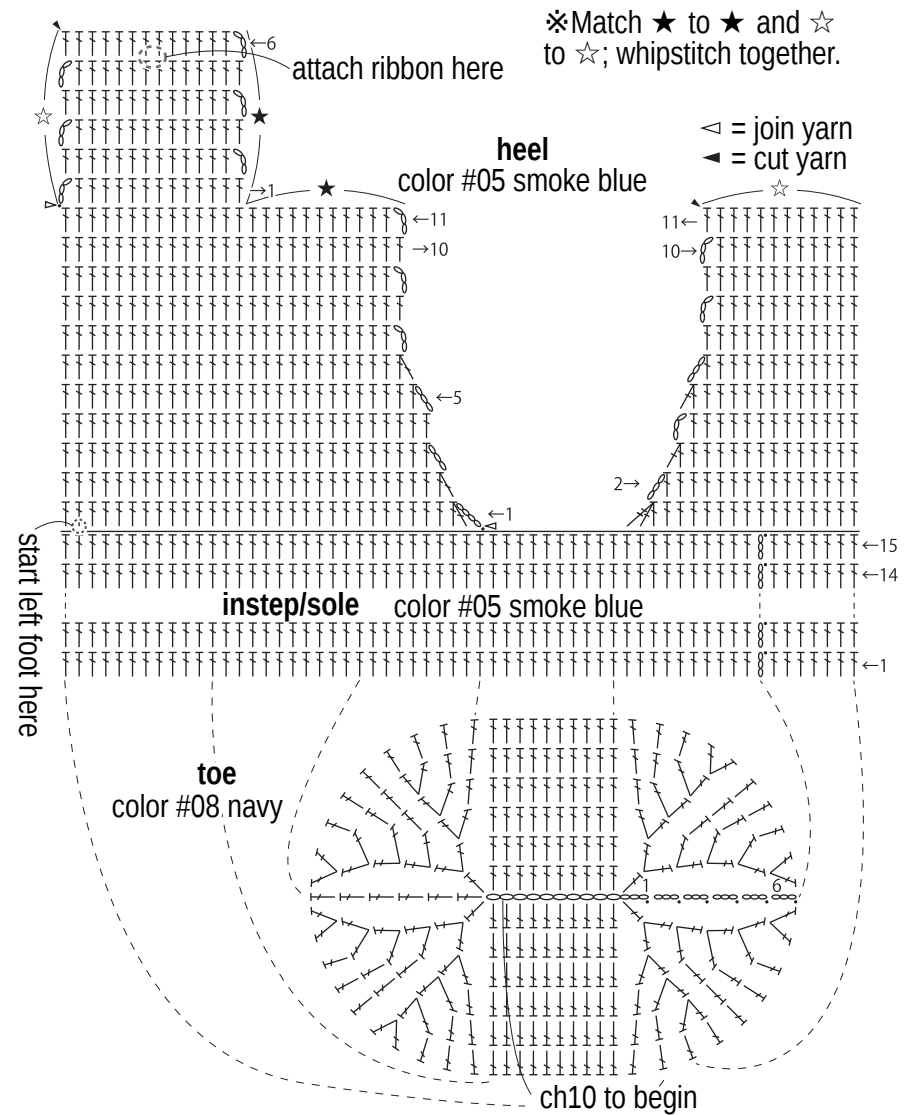


Left foot

dc, 2.5mm hook



Right foot 2.5mm hook

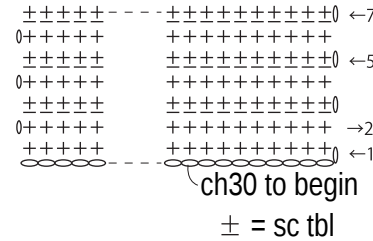


Ribbon (make 2)

2.5mm hook, color #08 navy

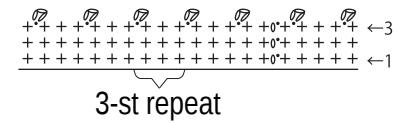


Pattern stitch 2.5mm hook

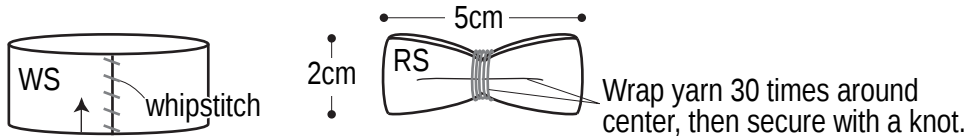


Edging

2.5mm hook, color #08 navy

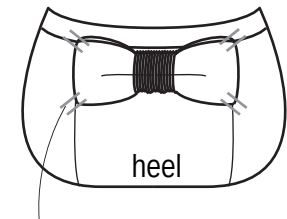
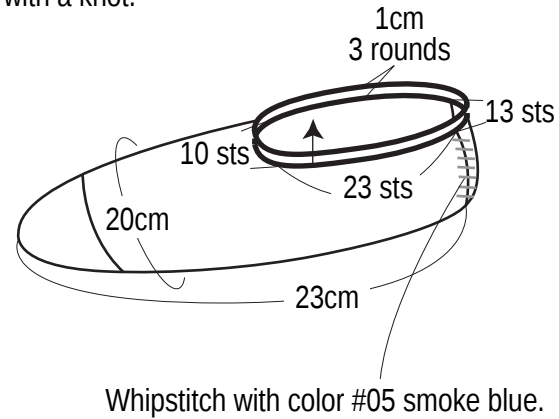


Ribbon finishing



Finishing

edging: 2.5mm hook



Tack down corners of bow to prevent them from sticking out.