

tricot11-5 Mimi Pompom Cap



Suggested yarn:

- Pierrot Yarns Raffia [100% rayon/; 124 yds/113m per 1.76 oz./50g skein];
 - color #83 Milk White, 1 skein [30g]
 - color #90 Aqua Mint, 1 skein [10g]
 - color #91 Royal Blue, 1 skein [15g]
- Keito-Zakka Stores Mimi [60% acrylic, 40% wool; 82 yds/75m per 1.41 oz./40g skein];
 - color #03 Green Apple, 1 skein [10g]
 - color #06 Blueberry, 1 skein [10g]

Tools/Notions:

- 3.5mm (US E) crochet hook or size necessary to achieve gauge

Finished measurements:

- head circumference 51cm/20.08"
- head depth 16.5cm/6.50"

Gauge (10cm/4" square):

- single crochet (US): 17.5 sts and 19 rounds

Gauge may vary according to individual crochet style. Change hook size if necessary to achieve gauge. Alternatively, rework pattern with your own gauge measurements.

Summary

❖ **Note:** Like all Japanese patterns, stitch counts given here for foundation chains do not include any chain sts needed for turning posts.

Top & sides: Work magic ring to begin, then work sc in the round, increasing as indicated. When you reach the sides, work even (no increases or decreases) in pattern stitch and sc.

Bill: Work first row into sts on bind-off edge of sides. Work in sc back and forth in rows, increasing and decreasing as indicated.

Finishing: Make a pompom and fasten to top of hat.

Abbreviations:

ch = chain
fp dc = front post double crochet (US)
m = magic ring/circle
sc = single crochet (US)
tbl = through back loop only

Top increases

3.5mm hook

round no.	stitch count
19	90 (work even)
18	90 (+6)
17	84 (work even)
16	84
15	78 } +6 per round
14	72
13	66 (work even)
12	66
11	60 } +6 per round
10	54
9	48
8	42 (work even)
7	42
6	36
5	30
4	24 } +6 per round
3	18
2	12
1	6 (Work into magic ring.)

Sides

3.5mm hook

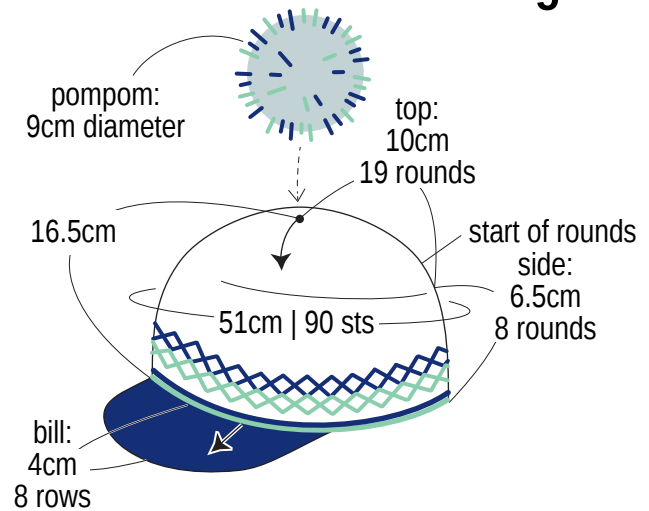
round no.	stitch count
10	90 (work even)
8	
7	
6	
5	
4	
3	
2	
1	

Bill shaping

3.5mm hook

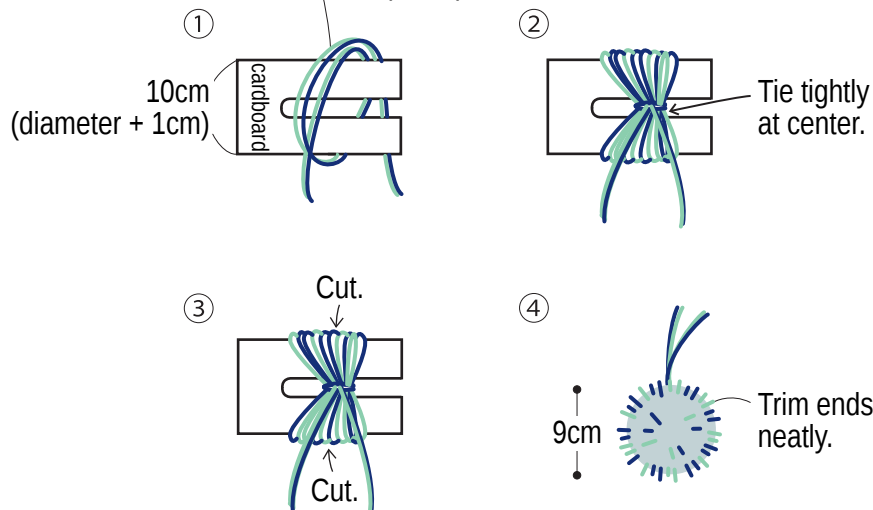
row no.	stitch count
8	22 (-6)
7	28 (-1)
6	29 (-2)
5	31 (-2)
4	33 (-4)
3	37 (-1)
2	38 (-6)
1	44 (+4) sc tbl (begin with 40 sts)

Finishing

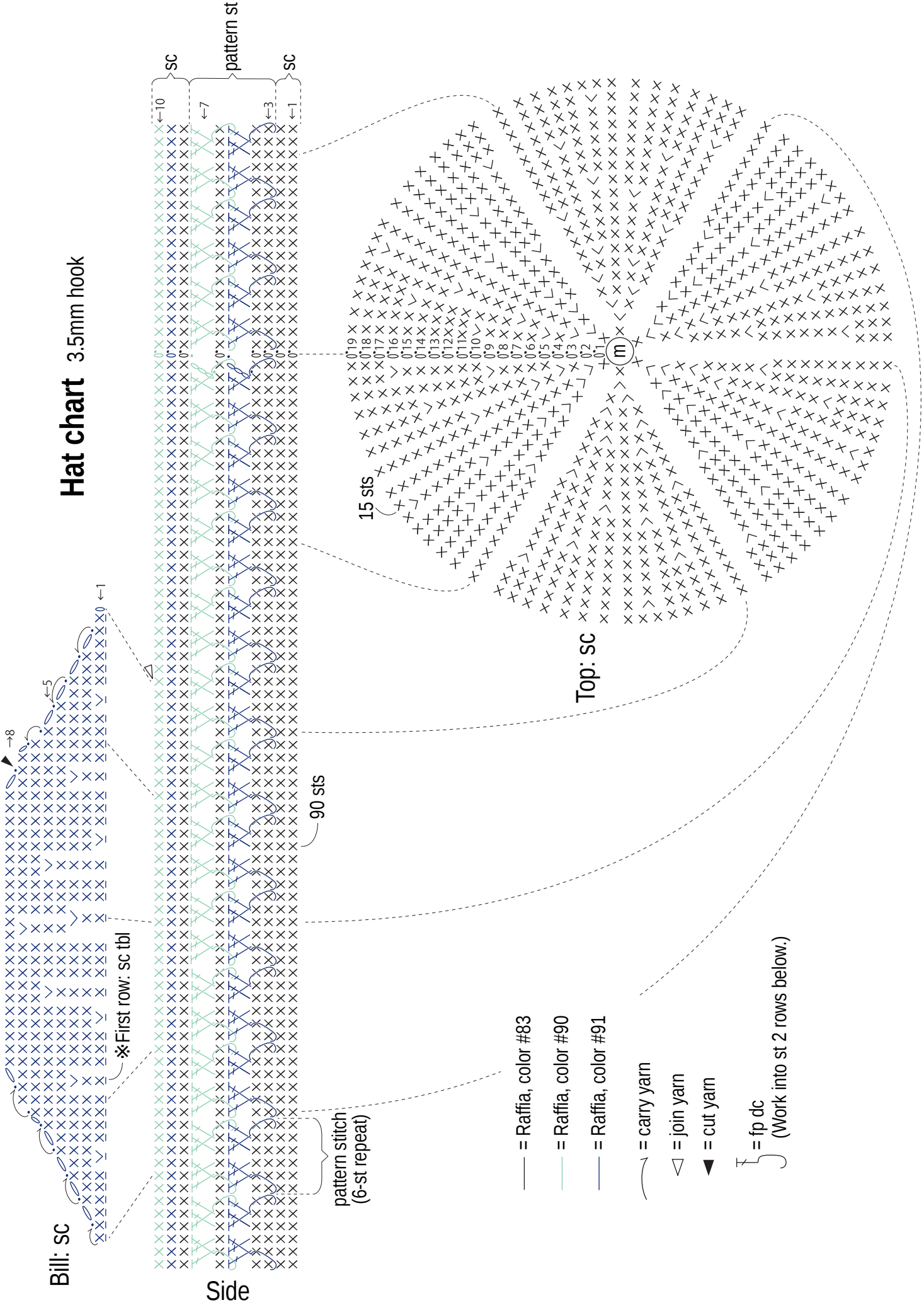


Pompom instructions Mimi, colors 03 & 06

With 2 strands (1 of color #03 and 1 of color #06), wrap 100 times.



Hat chart 3.5mm hook



Bill: SC

Side

Top: SC

*First row: sc tbl

pattern stitch
(6-st repeat)

90 sts

15 sts

- = Raffia, color #83
- = Raffia, color #90
- = Raffia, color #91

- ⤿ = carry yarn
- ◁ = join yarn
- ◀ = cut yarn

⌋ = fp dc
(Work into st 2 rows below.)