

217ss-11 Pencil Cap



Suggested yarn:

- Pierrot Yarns Cotton Neat [100% cotton; 58 yds/53m per 1.41 oz./40g skein];
 - blue hat:
 - color #605 blue, 1 skein [35g]
 - color #607 navy blue, 1 skein [small amount]
 - color #614 cream beige, 2 skeins [60g]
 - red hat:
 - color #610 red, 1 skein [35g]
 - color #611 coral pink, 1 skein [small amount]
 - color #614 cream beige, 2 skeins [60g]

Tools/Notions:

- 3.5mm (US E) and 4.0mm (US G) crochet hook or sizes necessary to achieve gauge

Finished measurements:

- head circumference 53cm/20.87"
- head depth 20cm/7.87"

Gauge (10cm/4" square):

- single crochet (US): 16 sts and 21 rounds

Gauge may vary according to individual crochet style. Change hook size if necessary to achieve gauge. Alternatively, rework pattern with your own gauge measurements.

Summary

✿**Note:** Like all Japanese patterns, stitch counts given here for foundation chains do not include any chain sts needed for turning posts.

Top of hat: Work magic ring to begin, then work hat in sc, increasing as indicated in chart.

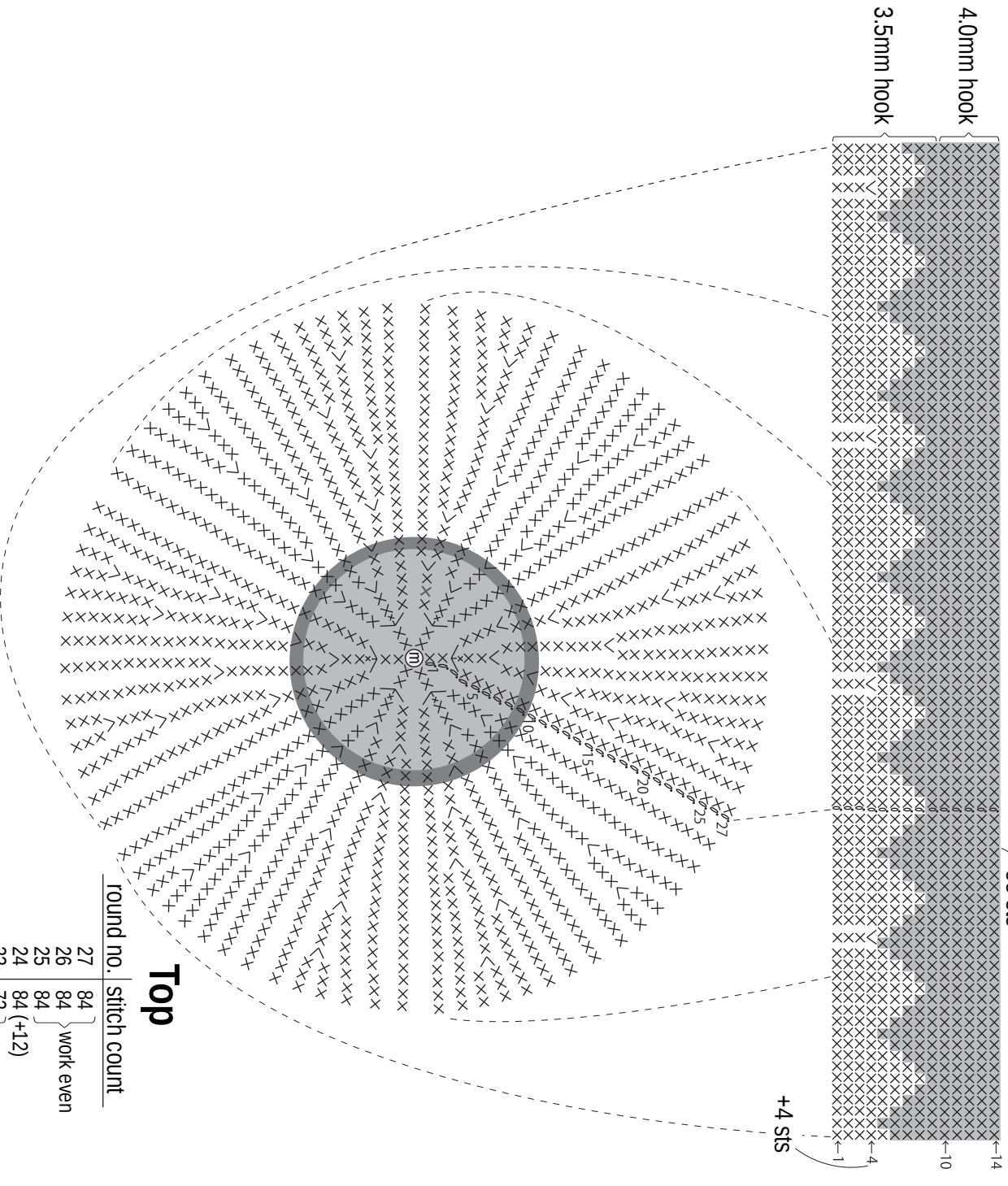
Sides of hat: Continuing from top of hat, work in sc and colorwork pattern stitch. For colorwork sections, do not break yarn; instead, work stitches of current color around unused color to carry it along with the work. Refer to charts for colorwork sequences.

Finishing: Roll brim as desired.


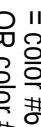

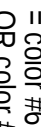
Abbreviations:

ch = chain m = magic ring/circle

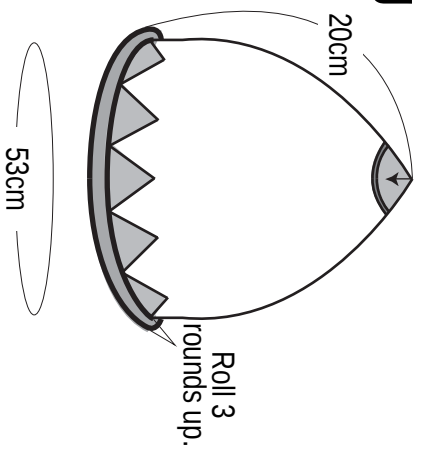
Sides



Finishing

-  = color #605 blue
-  OR color #610 red
-  = color #607 navy
-  OR color #611 coral pink

Elsewhere, use color #614 crem beige.



Top

round no.	stitch count
27	84
26	84
25	84
24	84 (+12)
23	72
22	72
21	72 (+12)
20	60
19	60
18	60
17	60
16	60 (+6)
15	54 (+6)
14	48
13	48
12	48 (+6)
11	42 (+6)
10	36 (work even)
9	36 (+6)
8	30 (work even)
7	30 (+6)
6	24 (+6)
5	18
4	18
3	18 (+12)
2	6 (work even)
1	6 in magic ring