

217ss-15 Leaf Shoulder Bag



Suggested yarn:

- Pierrot Yarns Basic Cotton [100% cotton; 60 yds/55m per 1.06 oz./30g skein];
 - color #10 sky gray, 12 skeins [360g]
 - color #14 ultramarine, 3 skeins [80g]
 - color #17 cassis red, 3 skeins [85g]

Tools/Notions:

- 4.0mm (US G) crochet hook or size necessary to achieve gauge

Finished measurements:

- bag bottom radius 11.5cm/4.53"
- bag circumference 68cm/26.77"
- bag height 30cm/11.81"
- strap length 112cm/44.09"
- strap width 7cm/2.76"

Gauge (10cm/4" square):

- single crochet (US) & stranded pattern stitches: 15 sts and 15 rounds

Gauge may vary according to individual crochet style. Change hook size if necessary to achieve gauge. Alternatively, rework pattern with your own gauge measurements.

Summary

✳️**Note A:** Like all Japanese patterns, stitch counts given here for foundation chains do not include any chain sts needed for turning posts.

✳️**Note B:** Work bottom, sides, shoulder strap, and motifs with 2 strands of yarn held together. Work drawstring with 3 strands of yarn held together.

Body of bag: Work magic ring to begin, then work bottom in sc in the round, increasing as indicated. Continue to sides, working first round of sides in sc tbl, then work remaining rounds of sides in sc until edging. Work edging.

Shoulder strap: Work foundation chain to begin, then work strap in pattern stitches A and B. When working these stranded colorwork patterns, carry nonworking yarn with you by working sc stitches around the nonworking yarn (see video tutorial on Pierrot Yarns YouTube channel).

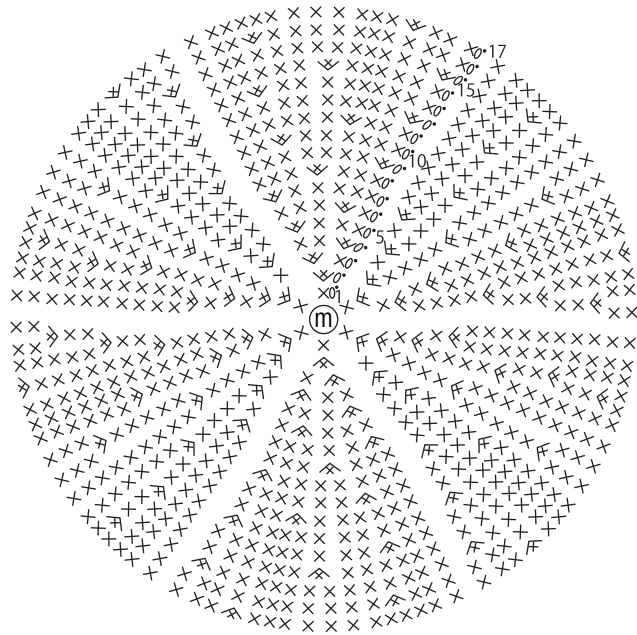
Drawstring & leaves: Work chain for drawstring using 3 strands of yarn held together. Work 2 leaf motifs in sc.

Finishing: Thread drawstring through body of bag as indicated in finishing schematics. Sew one leaf motif to each end of drawstring. Sew shoulder strap to body of bag where indicated.

Abbreviations:

ch = chain m = magic ring/circle sc = single crochet (US) sc tbl = single crochet (US) through back loop only

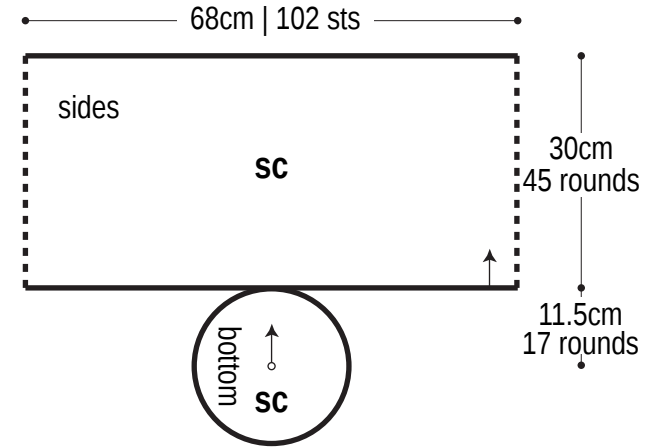
Bottom 4.0mm hook
color #10 sky blue, 2 strands



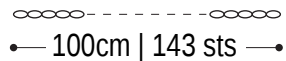
round no.	stitch count
17	102
16	96
15	90
14	84
13	78
12	72
11	66
10	60
9	54
8	48
7	42
6	36
5	30
4	24
3	18
2	12
1	6 (into magic ring)

+6 sts per round

Bag schematic 4.0mm hook
color #10 sky blue, 2 strands

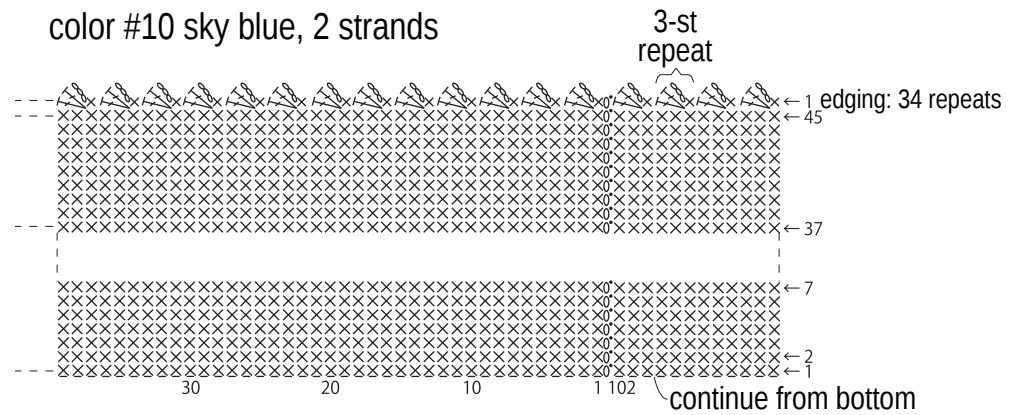


Drawstring 4.0mm hook

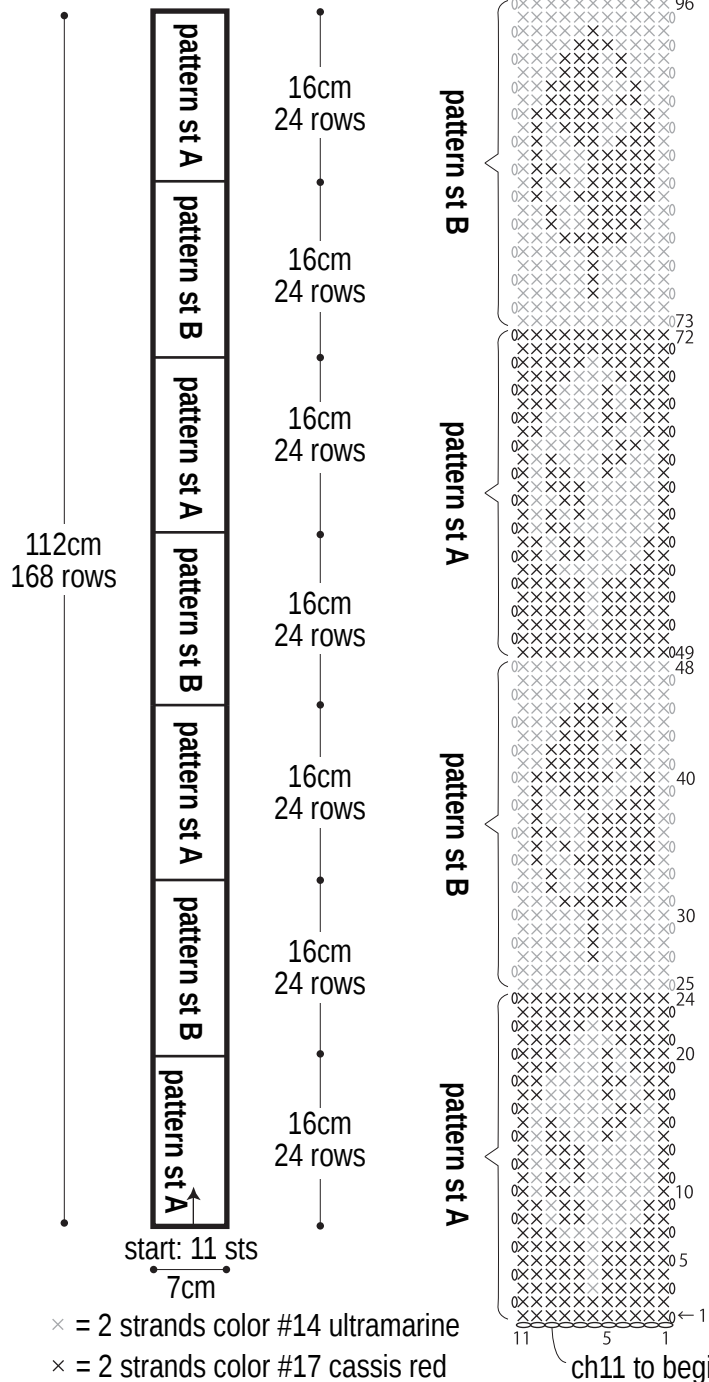


color #10 sky blue
color #14 ultramarine
color #17 cassis red } 3 strands held together

Sides 4.0mm hook
color #10 sky blue, 2 strands

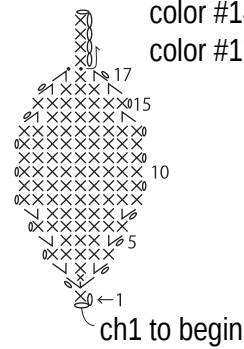


Shoulder strap (make 1) 4.0mm hook



Leaf motif (make 2)

4.0mm hook



Use QR code on smartphone to view a video tutorial about how to work stranded colorwork in crochet.

※To view on computer, search on the Pierrot Yarns website or YouTube channel instead.

検索

Finishing

