

Soupir Cowl



Suggested yarn:

- Pierrot Yarns Soupir Wool Chuboso [53% merino wool, 31% acrylic, 15% lyocell, 1% silk; 79 yds/72m per 1.41 oz./40g skein];
 - color #01 sand beige, 1 skein [40g]
 - color #04 deep blue, 1 skein [35g]

Tools/Notions:

- 3.5mm (US E) crochet hook or size necessary to achieve gauge

Finished measurements:

- height 22cm/34.65"
- circumference 36.5cm/16.14"

Gauge (10cm/4" square):

- pattern stitch: 22.5 sts and 12.5 rows

Gauge may vary according to individual crochet style. Change hook size if necessary to achieve gauge. Alternatively, rework pattern with your own gauge measurements.

Summary

✳️**Note:** Like all Japanese patterns, stitch counts given here for foundation chains do not include any chain sts needed for turning posts.

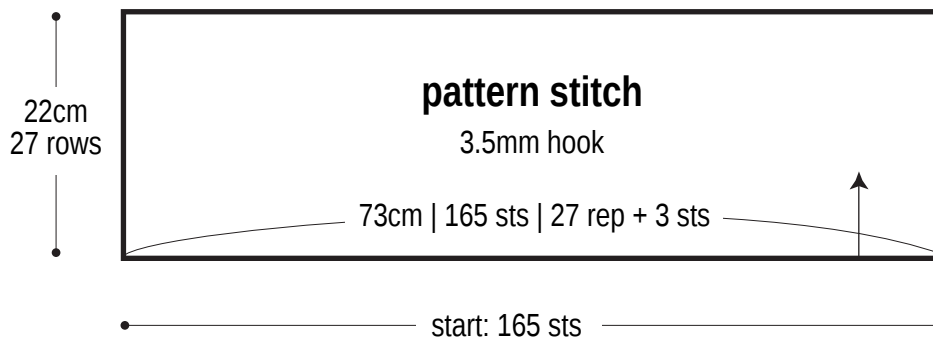
Cowl: Work foundation chain to begin. Work in pattern stitch, changing color every row as indicated in chart. Note that direction of work changes every *two* rows, not every row (see chart).

Finishing: With right sides facing each other, seam short sides together with whipstitch.

Abbreviations:

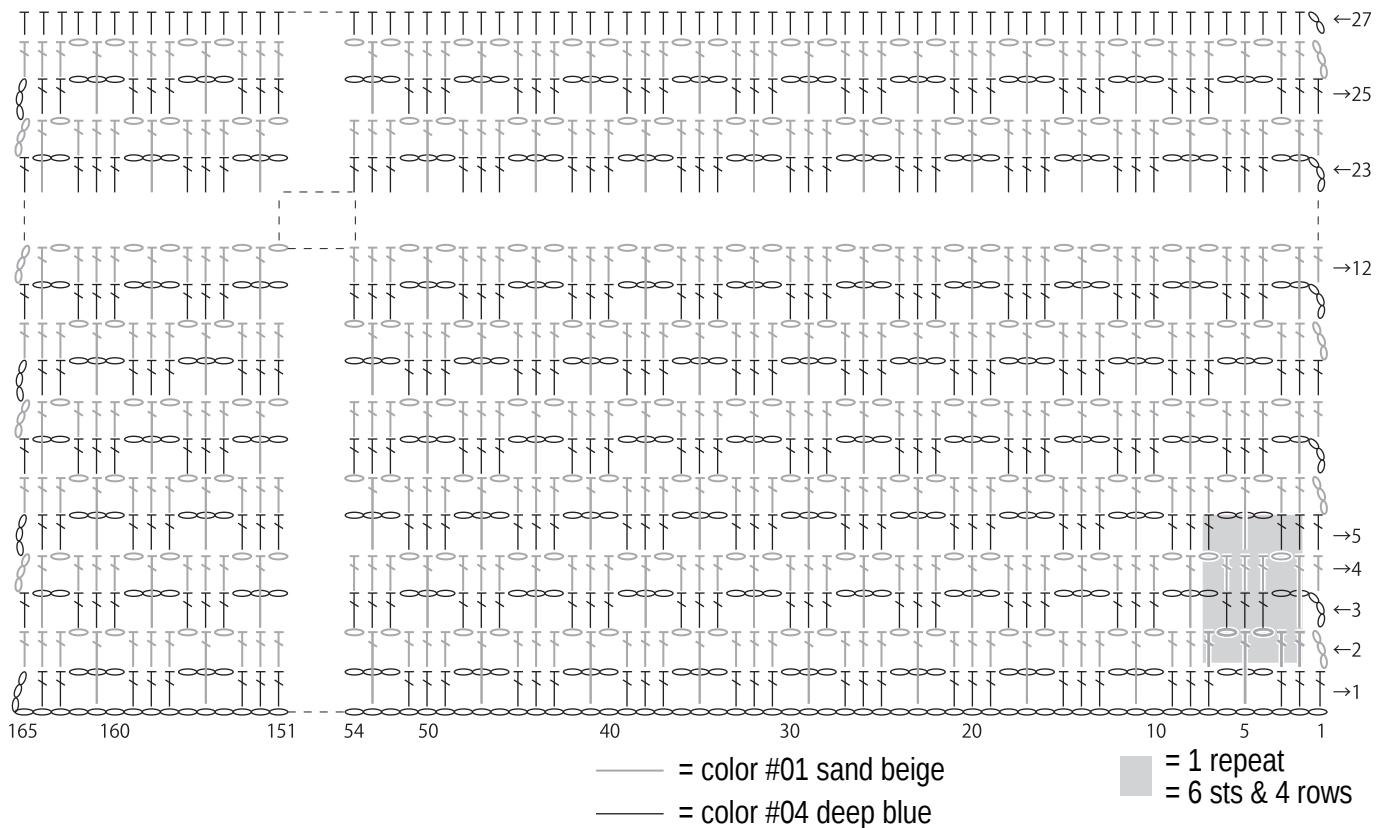
ch = chain
dc = double crochet (US)
rep = pattern repeat(s)
RS = right side
WS = wrong side

Cowl schematic

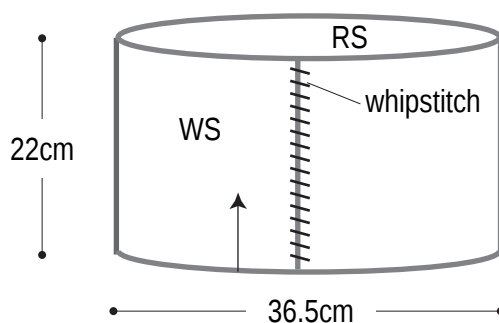


Pattern stitch

✳️Note: see row numbers at right for direction of work.



Finishing



Work into top of dc stitch 2 rows below. (Elongate the st as you work to avoid forming gathers in the fabric.)