

1215mf Aran Muffler



Suggested yarn:

- Pierrot Yarns Dandy Alice [100% merino wool; 151 yds/138m per 1.41 oz./40g skein]; color #03 charcoal gray, 6 skeins [210g]

Tools/Notions:

- 3.6mm (approx. US 5) knitting needles or size necessary to achieve gauge
- 2.5mm (approx. US B or C) crochet hook or size necessary to achieve gauge
- cable needle

Finished measurements:

- width 25cm/9.84"
- length not including fringe 156cm/61.42"

Gauge (10cm/4" square):

- pattern stitch: 32.5 sts and 31 rows

Gauge may vary according to individual knitting style. Change needle size if necessary to achieve gauge. Alternatively, rework pattern with your own gauge measurements.

Summary

Scarf: Cast on with long-tail cast-on method. Work in pattern stitch. Bind off.

Finishing: Crochet 1 row of sc edging at cast-on edge and at bind-off edge. Make fringe and attach to each of 19 places at each end of scarf.

Abbreviations:

BO = bind off

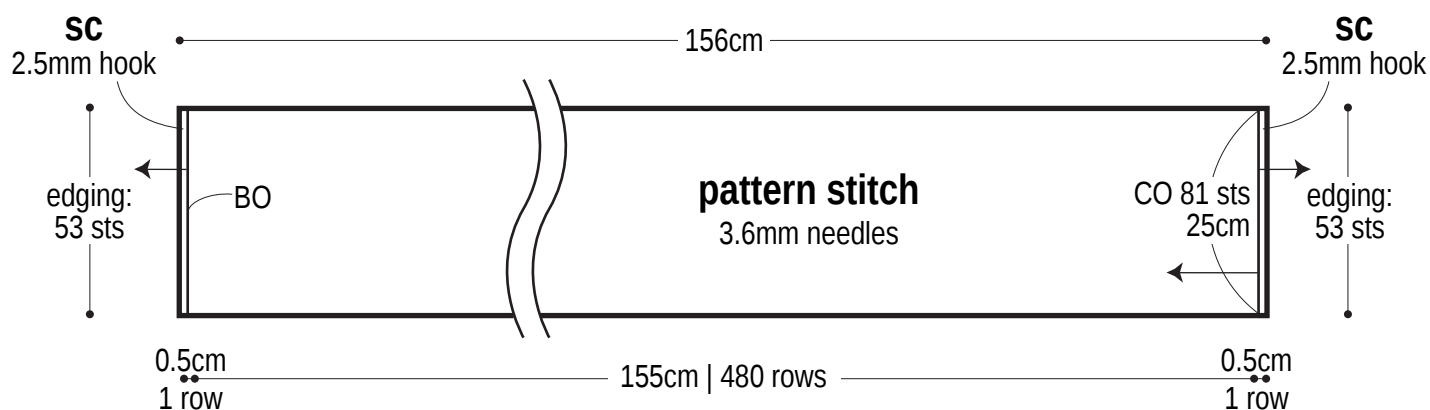
C2B twist = Slip 1 stitch to cable needle and hold in back; p1, k1 from cable needle through back loop.

C2F twist = Slip 1 stitch to cable needle and hold in front; k1 through back loop, p1 from cable needle.

CO = cast on

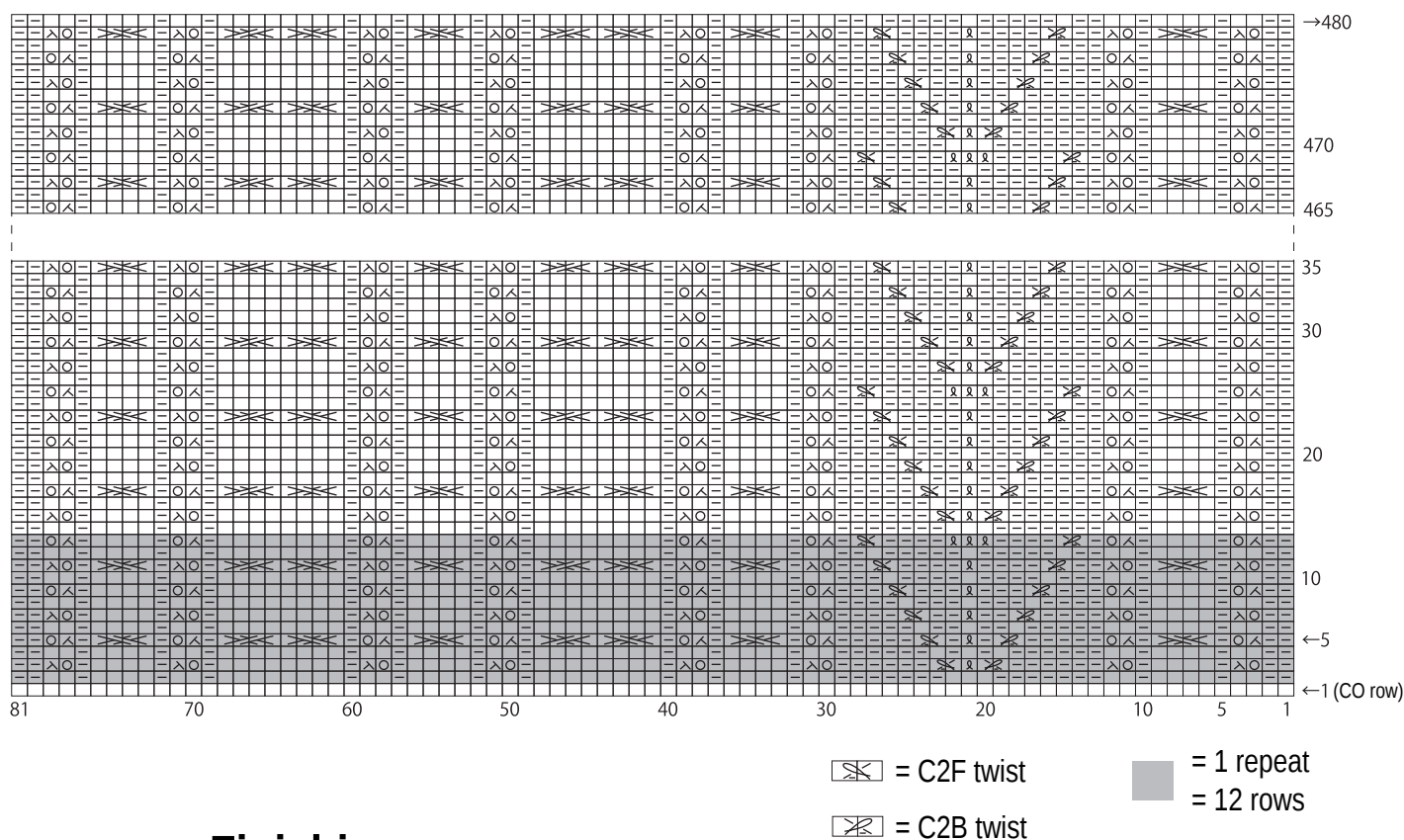
sc = single crochet (US)

Schematic

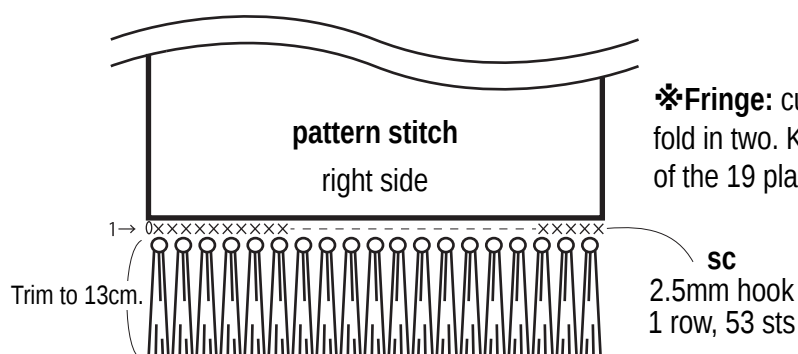


Pattern stitch 3.6mm needles

□ = □ knit



Finishing



✳️Fringe: cut 5 pieces (each 30cm long), and fold in two. Knot each bundle of 5 pieces to one of the 19 places indicated on finishing schematic.