

614afpouch Tunisian Pouch



Suggested yarn:

- Pierrot Yarns Orange [100% merino wool; 175 yds/160m per 1.76 oz./50g skein];
 - color #02 Pink/Yellow/Green, 1 skein [35g]

Tools/Notions:

- 3.6mm (approx. US E) Tunisian crochet hook or size necessary to achieve gauge
- 3.0mm (approx. US C or D) crochet hook or size necessary to achieve gauge
- 1 zipper (20cm/7.87")

Finished measurements:

- width 22cm/8.66"
- height 13cm/5.12"

Gauge (10cm/4" square):

- Tunisian simple stitch: 22.5 sts and 18 rows

Gauge may vary according to individual crochet style. Change hook size if necessary to achieve gauge. Alternatively, rework pattern with your own gauge measurements.

Summary

✳️**Note:** Like all Japanese patterns, stitch counts given here for foundation chains do not include any chain sts needed for turning posts.

Body of pouch: Work foundation chain to begin, then work in Tss. Work 3 rows of sc along each mouth edge of pouch.

Finishing: Fold where indicated and seam sides from right side with whipstitch. Turn inside-out, then seam gusset (on each end) with half backstitch. Sew zipper in place. Crochet floral motifs and fasten to zipper pull.

Abbreviations:

ch = chain

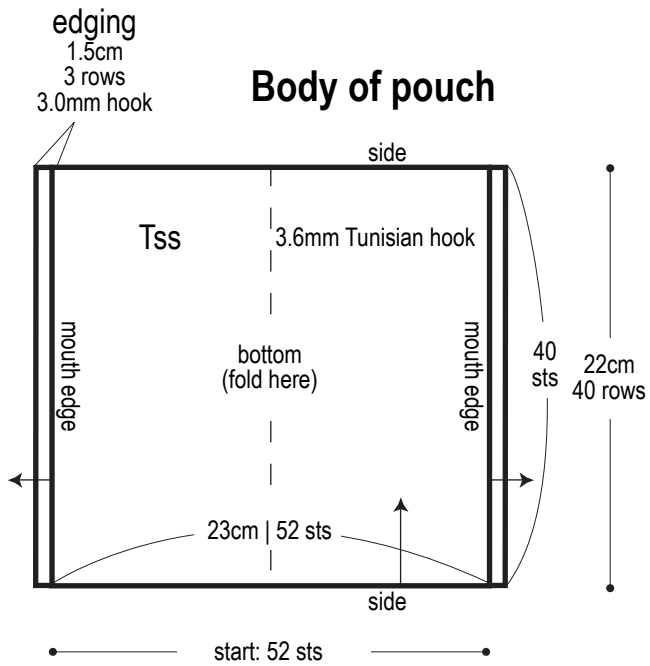
m = magic ring/circle

RS = right side

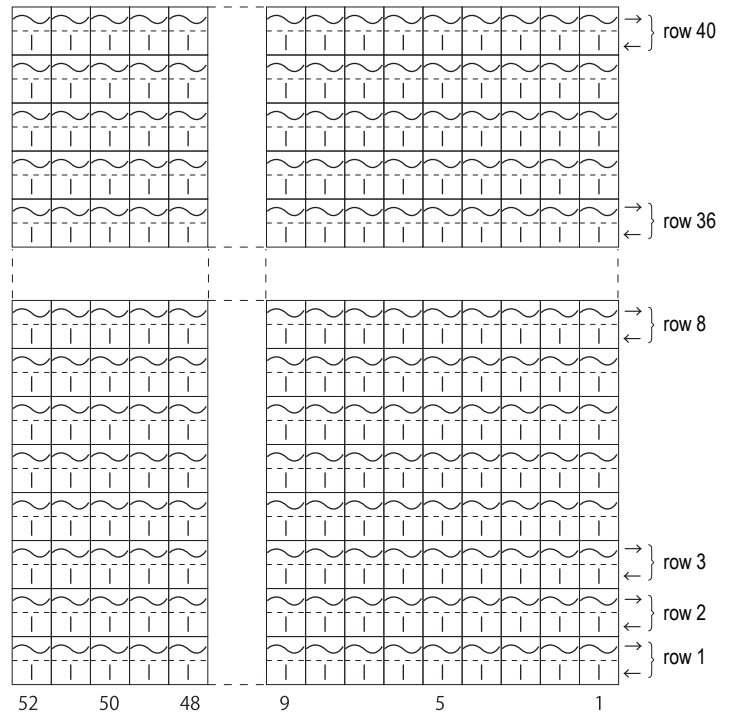
sc = single crochet (US)

Tss = Tunisian simple stitch

WS = wrong side

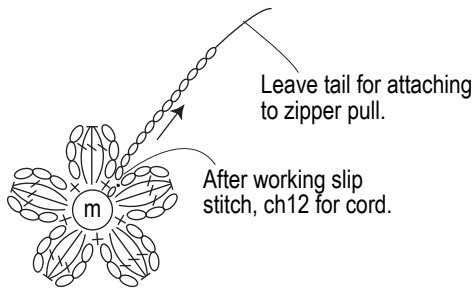


Tunisian simple stitch (Tss) 3.6mm hook

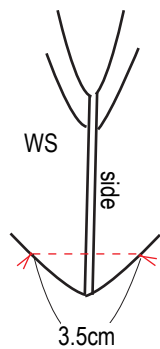
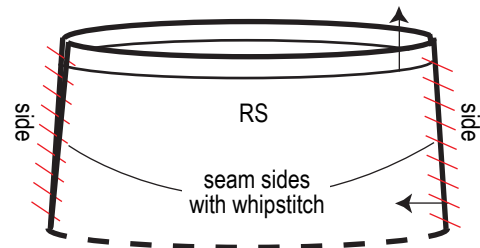


Motif (make 2)

3.0mm hook



Finishing



Turn inside-out; seam gusset with half backstitch.

