

1203afv Afghan Vest



Suggested yarn:

- Pierrot Yarns Traditional Merino [100% merino wool; 131 yds/120m per 1.41 oz./40g skein];
 - color #01 warm pink, 3 skeins [110g]
 - color #06 olive gray, 5 skeins [175g]

Tools/Notions:

- 3.5mm (US E) crochet hook or size necessary to achieve gauge
- 4.2mm (approx. US G) Tunisian crochet hook or size necessary to achieve gauge

Finished measurements:

- bust 94cm/37.01"
- back length 62cm/24.41"

Gauge (10cm/4" square):

- pattern stitch: 18 sts and 14 rows
- Tunisian simple stitch: 18 sts and 14 rows

Gauge may vary according to individual crochet style. Change hook size if necessary to achieve gauge. Alternatively, rework pattern with your own gauge measurements.

Summary

❖**Note:** Like all Japanese patterns, stitch counts given here for foundation chains do not include any chain sts needed for turning posts.

Body: Work foundation chain to begin, then work in pattern stitch, decreasing as indicated. On last row, work slip stitch bind-off. Work side panels in Tss, decreasing as indicated, and bind off with slip stitch bind-off method.

Finishing: Seam all parts with mattress stitch. Seam shoulders with mattress stitch. Work sc edging around neckline and armholes.

Abbreviations:

BO = bind off

ch = chain

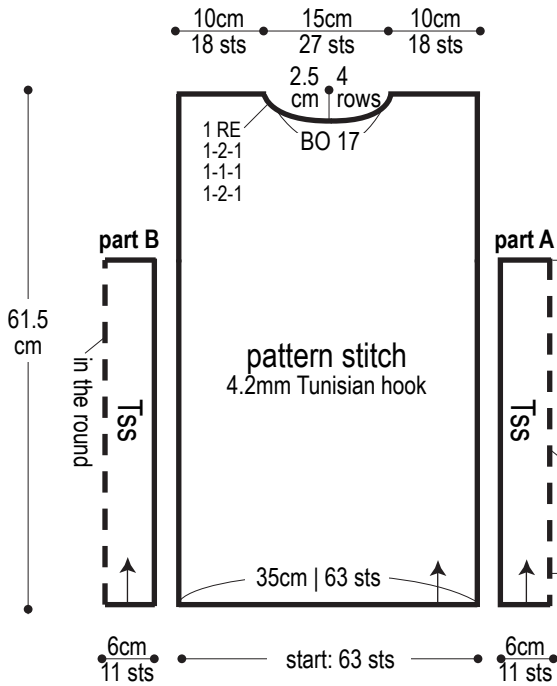
sc = single crochet (US)

RE = row(s) even

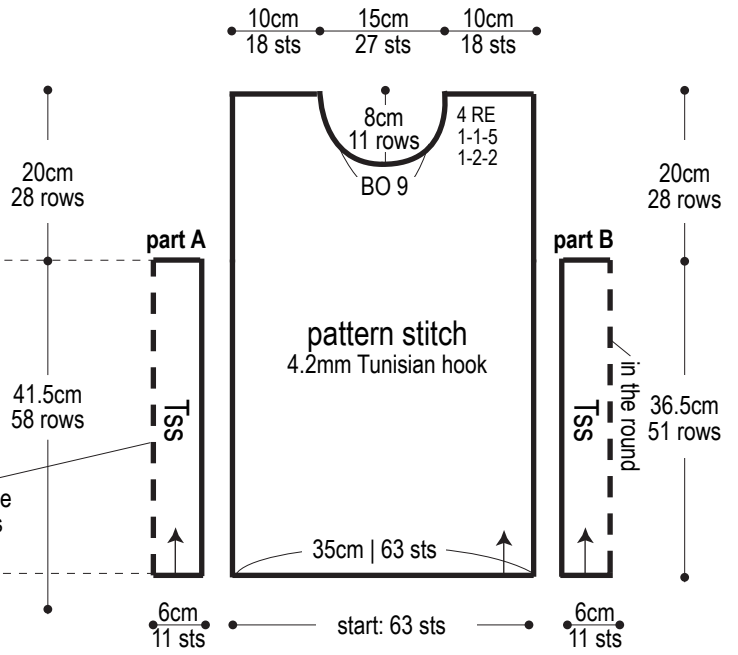
Tss = Tunisian simple stitch

= rows-stitches-times

Back

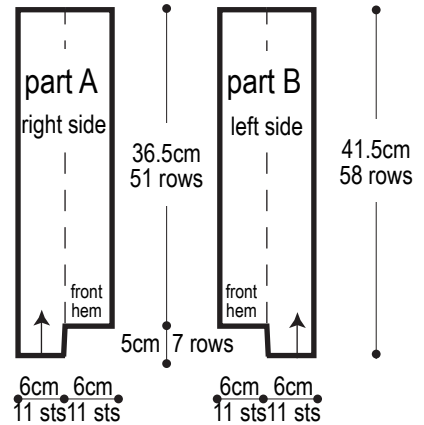


Front

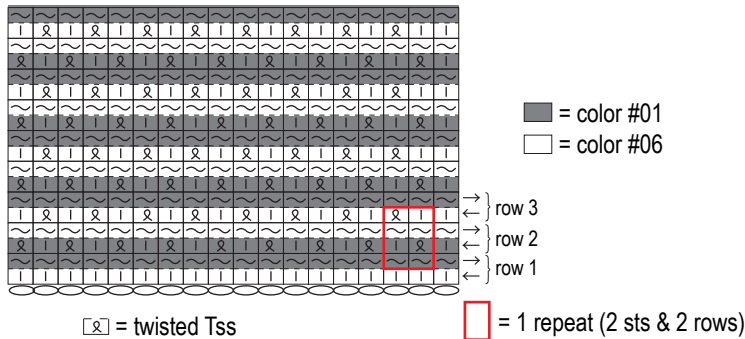


Parts A & B

4.2mm Tunisian hook
Tss, color #06

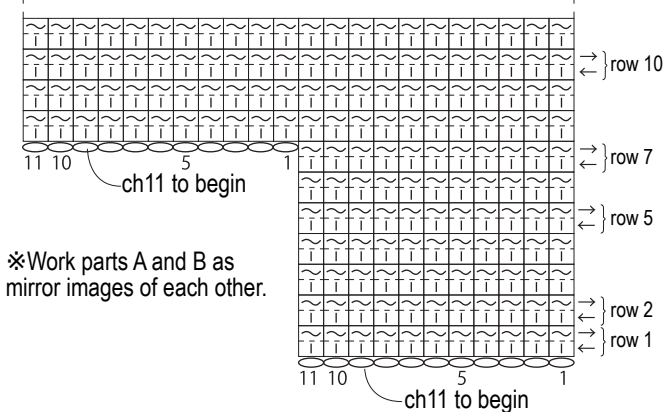


Pattern stitch 4.2mm Tunisian hook



Part B: Tss

4.2mm Tunisian hook, color #06



Finishing

3.5mm hook
sc, color #06

