

215w-18 Room Shoes



Suggested yarn:

- Pierrot Yarns Moose [72% Acrylic, 28% Wool; 48yds/44m per 1.41oz/40g skein];
 - medium size:
 - color #31 polar bear, 1 skein [15g]
 - color #34 red fox, 2 skeins [80g]
 - color #35 seal, 1 skein [5g]
 - color #36 moose, 1 skein [5g]
 - large size:
 - color #32 rabbit, 1 skein [15g]
 - color #33 hedgehog, 3 skeins [90g]
 - color #35 seal, 1 skein [5g]
 - color #36 moose, 1 skein [5g]

Tools/Notions:

- 6.6mm (approx. US K) Tunisian crochet hook or size necessary to achieve gauge
- 5.0mm (US H) regular crochet hook or size necessary to achieve gauge
- darning needle

Finished measurements:

- Please see schematics.

Gauge (10cm/4" square):

- Tunisian simple stitch: 15 sts and 12 rows

Gauge may vary according to individual crochet style. Change hook size if necessary to achieve gauge. Alternatively, rework pattern with your own gauge measurements.

Summary

❖**Note 1:** Like all Japanese patterns, stitch counts given here for foundation chains do **not** include any chain sts needed for turning posts.

❖**Note 2:** Entire slipper worked in Tss.

Sole: Work foundation chain to begin. Shape both sides by increasing and decreasing as indicated.

Upper foot (instep and sides): Begin as for sole, then work from tip of toe towards heel, increasing and decreasing as indicated. Seam back of heel with whipstitch.

Finishing: Seam sole to upper foot with whipstitch. Work 2 rounds of edging around ankle, then 1 round of slip stitch. Embroider insteps.

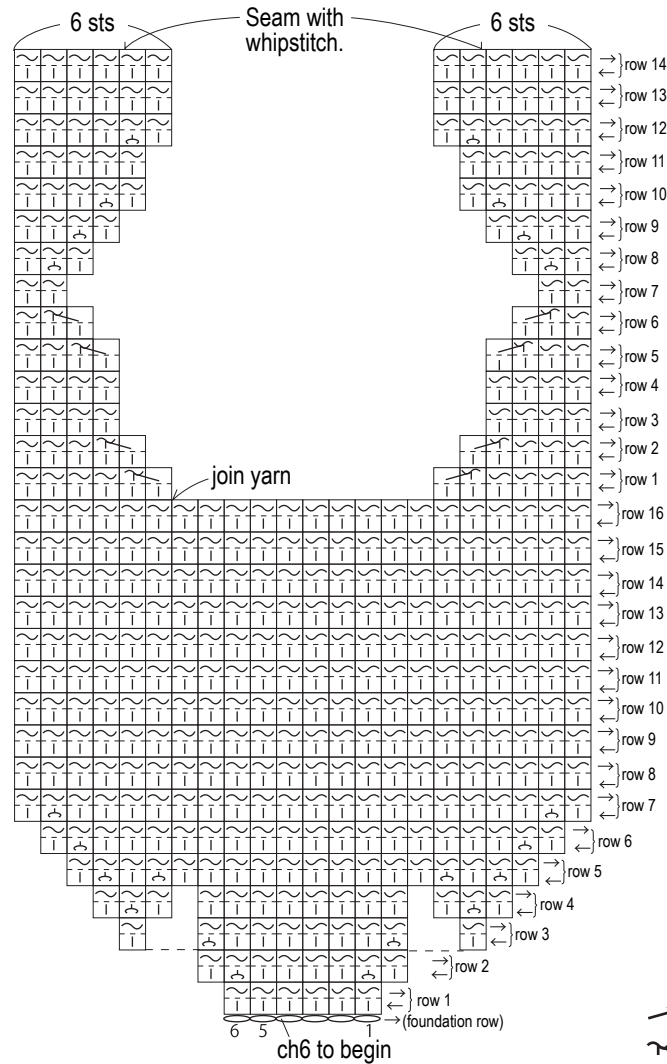
Abbreviations:

ch = chain Tss = Tunisian simple stitch

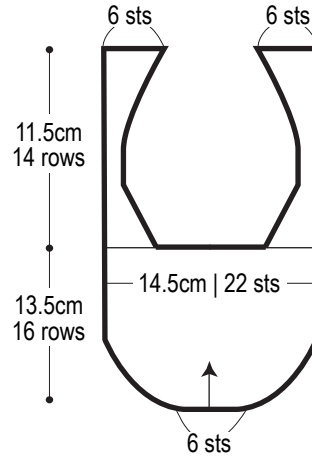
Medium size

Upper foot (instep & sides)

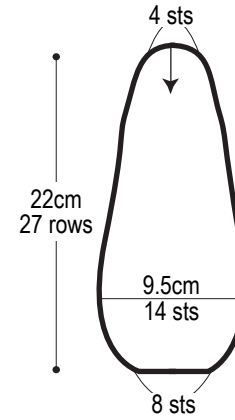
Tss, 6.6mm Tunisian hook, color #34



Upper foot

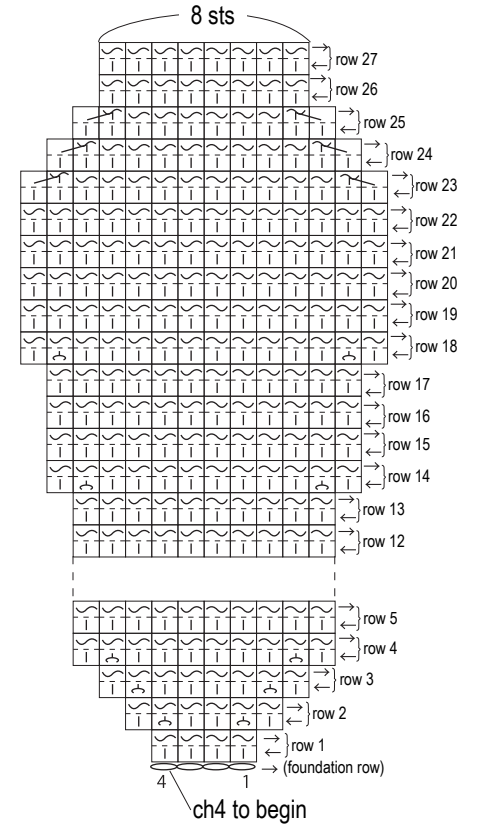


Sole

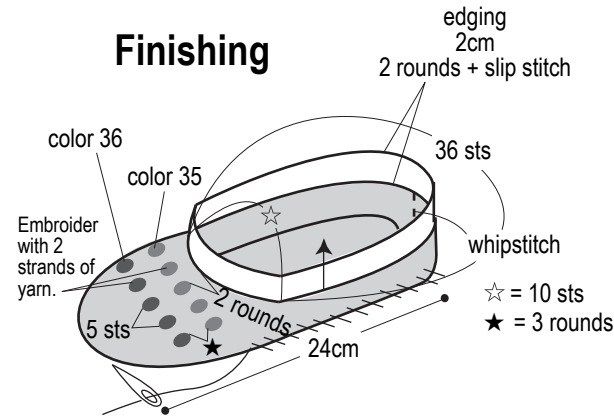


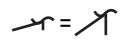
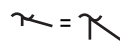

Sole

6.6mm Tunisian hook, color #34



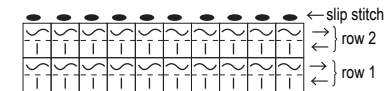
Finishing



-  = work 2 return sts together
-  = work 2 return sts together
-  = Tss into return st. (Insert hook into back bump of return chain, yarn over, pull yarn through.)

Edging

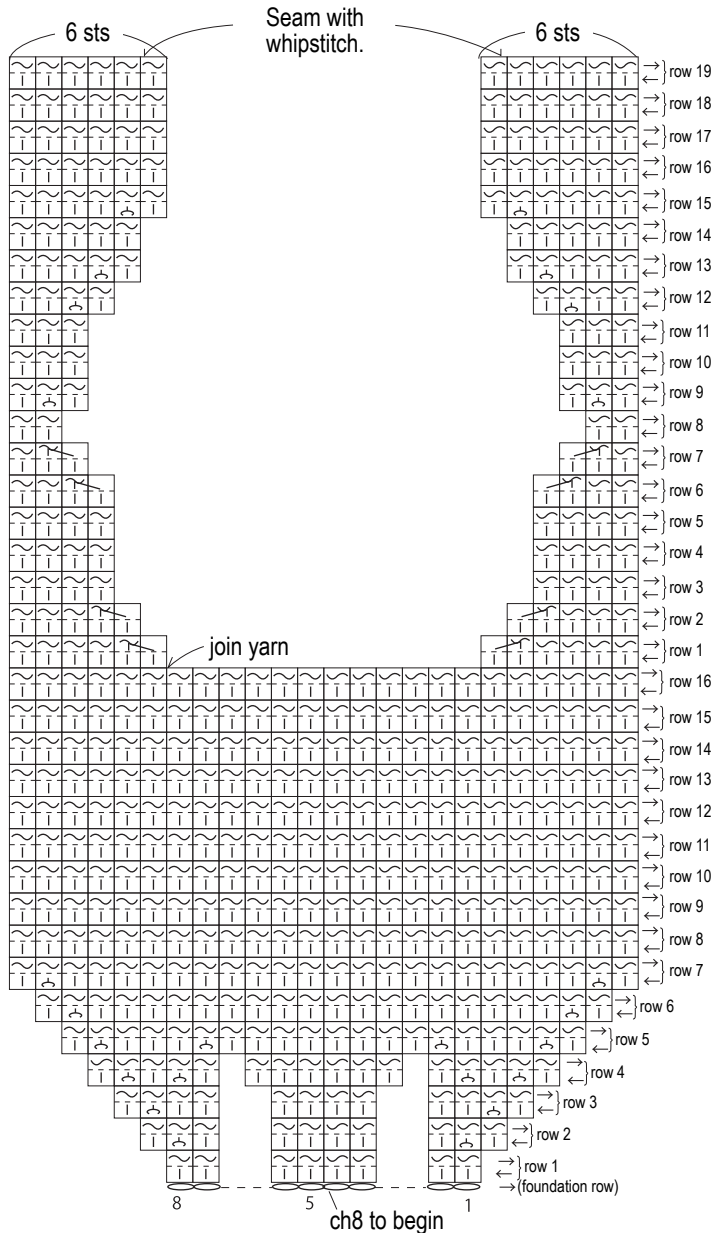
6.6mm Tunisian hook, color #31



※ Use regular 5.0mm hook for slip stitch.

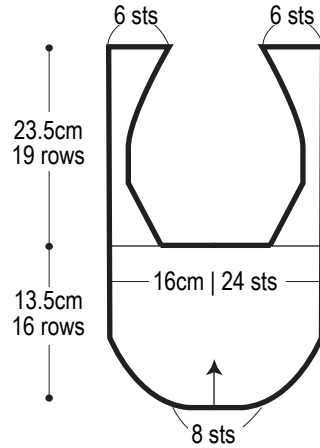
Upper foot (instep & sides)

Tss, 6.6mm Tunisian hook, color #33

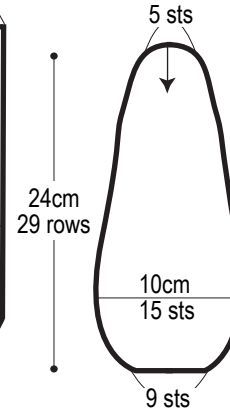


Large size

Upper foot




Sole

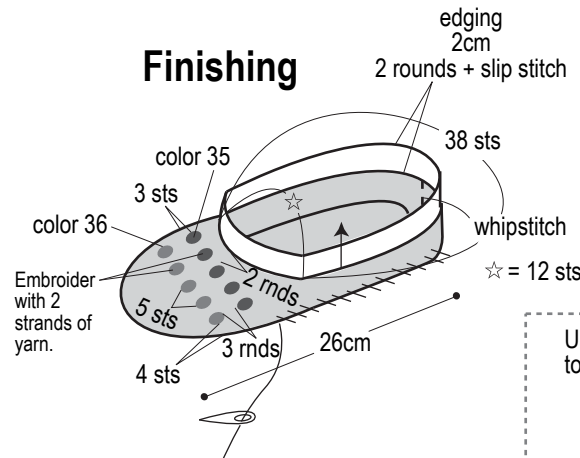


Sole

6.6mm Tunisian hook, color #33

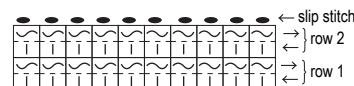


Finishing



Edging

6.6mm Tunisian hook, color #31




※Use regular 5.0mm hook for slip stitch.

Use QR code on smartphone to view embroidery tutorial.



※To view on computer, search on the Pierrot Yarns website or YouTube channel instead.



Use QR code on smartphone to view a Tunisian simple stitch (Tss) tutorial.



※To view on computer, search on the Pierrot Yarns website or YouTube channel instead.

