

215aw-10 Drop Striped Pullover



Suggested yarn:

- Pierrot Yarns Rover [100% wool; 61 yds/56m per 1.41 oz./40g skein];
 - medium:
 - color #12 La France, 6 skeins [230g]
 - color #14 Emerald, 3 skeins [110g]
 - large:
 - color #12 La France, 7 skeins [265g]
 - color #14 Emerald, 4 skeins [130g]

Tools/Notions:

- 6.0mm (US J) crochet hook or size necessary to achieve gauge

Finished measurements:

- medium:
 - chest 76cm/29.92"
 - center back neck-to-cuff 48cm/18.90"
 - back length 36cm/14.17"
- large:
 - chest 80cm/31.50"
 - center back neck-to-cuff 53cm/20.87"
 - back length 40cm/15.75"

Gauge (10cm/4" square):

- pattern stitch: 13 sts and 9 rows

Gauge may vary according to individual crochet style. Change hook size if necessary to achieve gauge. Alternatively, rework pattern with your own gauge measurements.

Summary

✳️**Note:** Like all Japanese patterns, stitch counts given here for foundation chains do **not** include any chain sts needed for turning posts.

Body & sleeves: Work foundation chain to begin, working first row into bottom loops of chain. Work in pattern stitch.

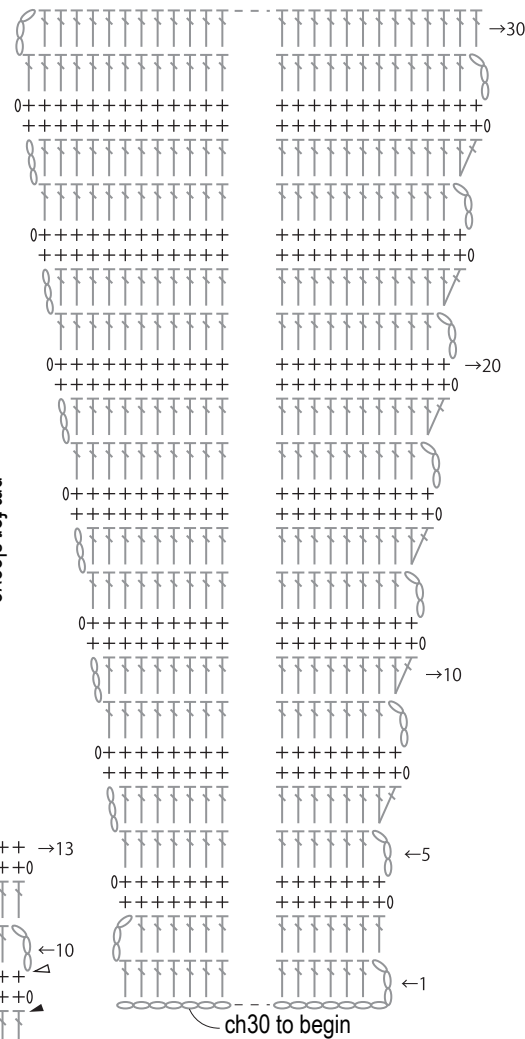
Finishing: Seam shoulders with chain seam (alternating chain stitch and slip stitch as needed to maintain pattern). Seam sleeves to body with chain seam. Seam sides and sleeve undersides with one continuous chain seam (per side). Work slip stitch edging around neckline.

Abbreviations:

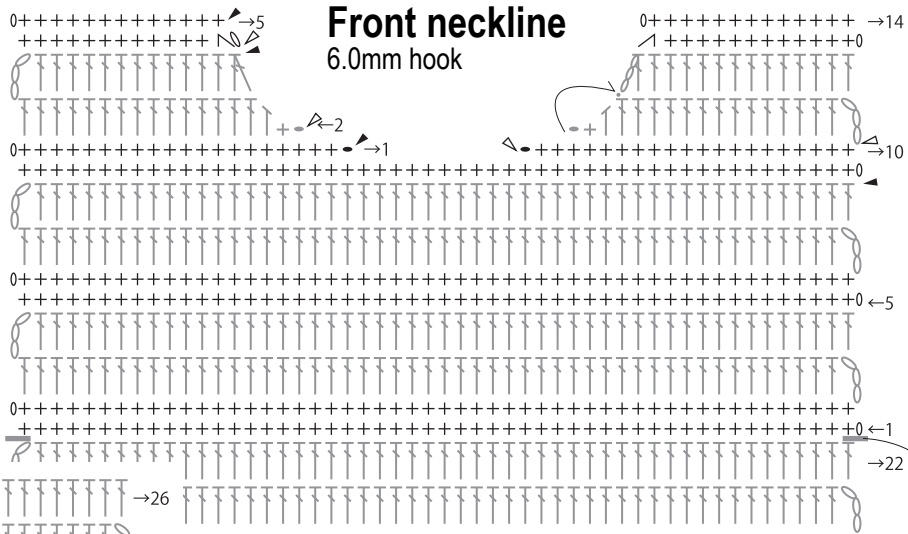
ch = chain pm = place marker

LARGE

Sleeve 6.0mm hook

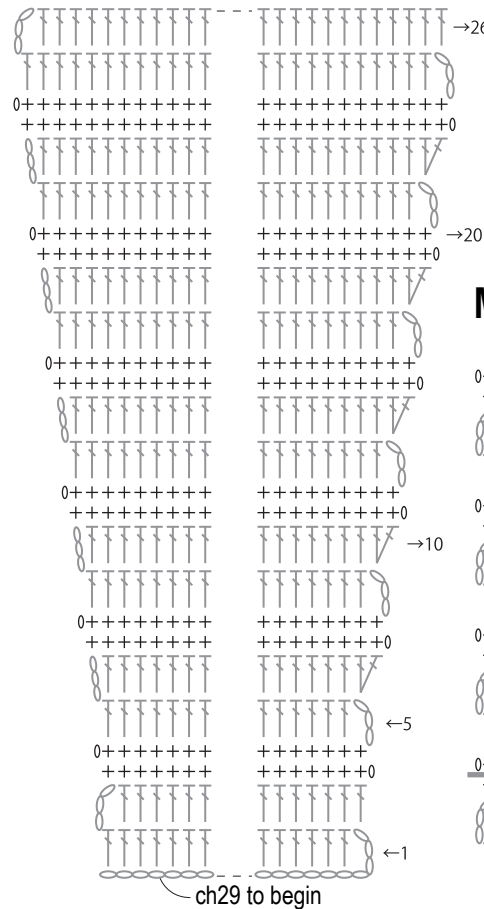


Front neckline 6.0mm hook



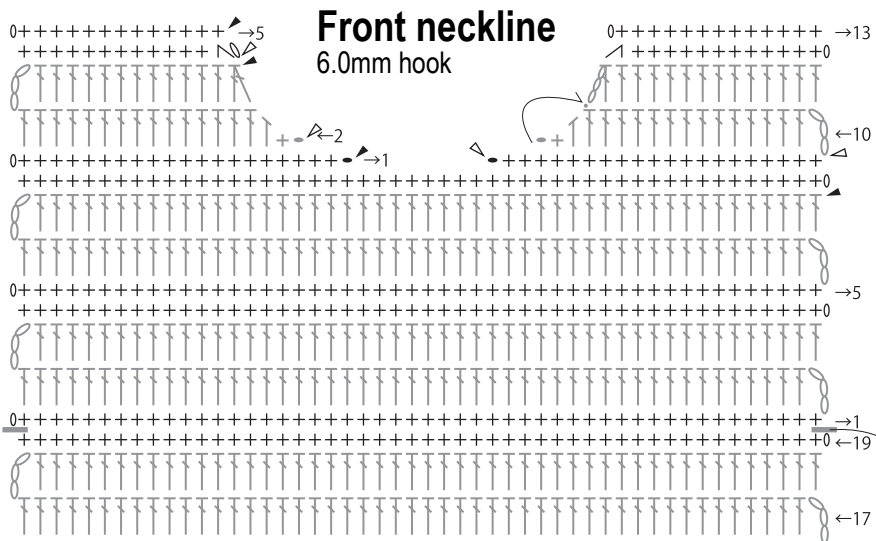
▽ = join yarn
 ▲ = cut yarn
 ↷ = carry yarn

Sleeve 6.0mm hook



MEDIUM

Front neckline 6.0mm hook



pm for sleeve