

# 612fmbag Flower Motif Bag



## Suggested yarn:

- Pierrot Yarns Cotton Neat S [100% cotton; 104 yds/95m per 1.41 oz./40g skein];
  - color #20 limelight, 1 skein [5g]
  - color #12 sapphire blue, 1 skein [small amount]
  - color #27 berry pink, 1 skein [small amount]
  - color #29 rose pink, 1 skein [small amount]
- Pierrot Yarns Amian [100% Japanese paper (plant fiber); 94 yds/86m per 1.41 oz./40g skein];
  - color #21 ivory, 2 skeins [75g]
  - color #28 burnt umber, 1 skein [25g]

## Tools/Notions:

- 2.5mm (approx. US B or C) and 3.0mm (approx. US C or D) crochet hooks or sizes necessary to achieve gauge
- tapestry needle
- 1 pair purse handles

## Finished measurements:

- circumference of mouth of bag 64cm/25.20"
- depth 18cm/7.09"

## Gauge (10cm/4" square):

- pattern stitch: 18.5 sts and 20.5 rows

*Gauge may vary according to individual crochet style. Change hook size if necessary to achieve gauge. Alternatively, rework pattern with your own gauge measurements.*

## Summary

**Bottom & sides:** With Amian, work foundation chain to begin, then work in sc according to chart. Work first round of sides in sc tbl, then continue working in sc. Change color for last 3 rounds. Work last round in crab stitch.

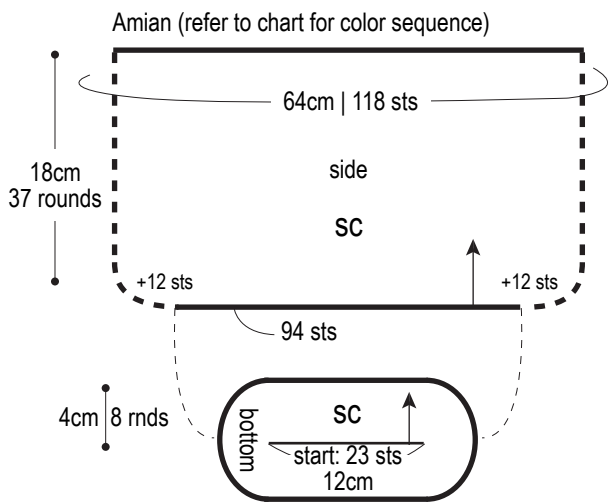
**Finishing:** Crochet motifs in Cotton Neat S and attach to bag. Fasten handles to bag.

## Abbreviations:

ch = chain  
m = magic ring/circle  
sc = single crochet (US)  
tbl = through back loop only

# Bag chart 3.0mm hook

## Bag 3.0mm hook

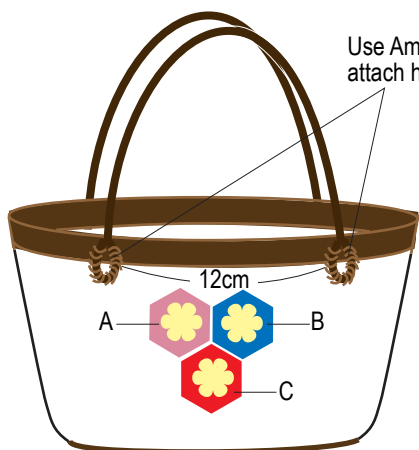
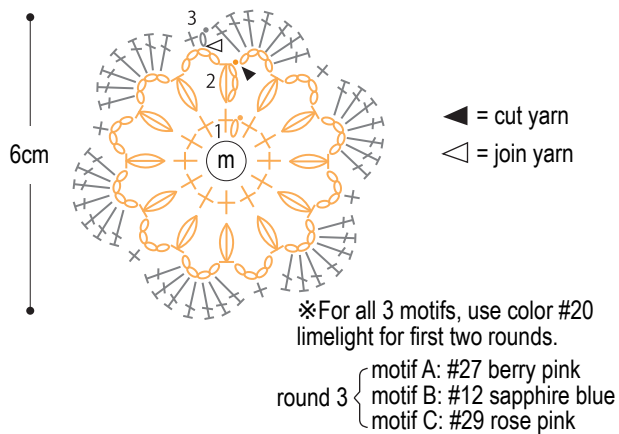


**Bottom increases**

round no.	stitch count
1	ch23
2	52
3	64
4	70
5	76
6	82
7	88
8	94

+6 sts per round

## Motif 2.5mm hook Cotton Neat S



Sew motifs to bag arranged as above.

