

# 215ss-06 Scandinavian Cross



## Suggested yarn:

- Pierrot Yarns Carta [90% cotton, 10% silk; 133 yds./122m per 1.41 oz./40g skein];
  - color #51 milky white, 2 skeins [70g]
  - color #52 sky green, 2 skeins [60g]
  - color #57 corn cream, 1 skein [35g]
  - color #64 coral orange, 2 skeins [65g]
  - color #66 citrus yellow, 3 skeins [85g]
  - color #68 navy, 1 skein [35g]

## Tools/Notions:

- 2.5mm (approx. US B or C) crochet hook or size necessary to achieve gauge

## Finished measurements:

- cross back width 27cm/10.63"
- back length 56.5cm/22.24"

## Gauge:

- 1 motif = 3.5cm/1.38" square
- pattern stitch: 27 sts and 18 rows = 10cm/4" square

*Gauge may vary according to individual crochet style. Change hook size if necessary to achieve gauge. Alternatively, rework pattern with your own gauge measurements.*

## Summary

※**Note:** Like all Japanese patterns, stitch counts given here for foundation chains do **not** include any chain sts needed for turning posts.

**Motifs:** Create magic ring to begin, then work motif according to chart. Starting from second motif, join motifs together on last round. Join motif piece into the round, leaving armhole openings unseamed where indicated.

**Back & front:** Work 1 round of sc, working stitches into motifs. Join new colors as needed; work in pattern stitch. Work back and front in the same way, then join together at shoulders with chain seam (alternating chain st and slip st as needed to maintain pattern).

**Finishing:** Work edging in the round along neckline and hem, respectively.

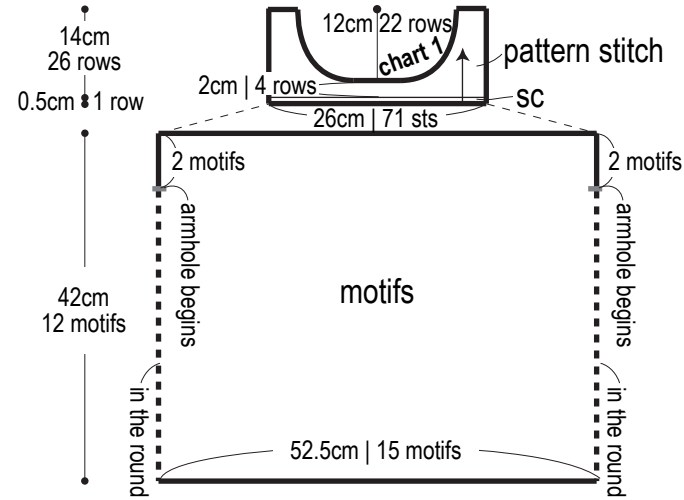
※Take note of color sequences.

## Abbreviations:

ch = chain      m = magic ring/circle      sc = single crochet (US)

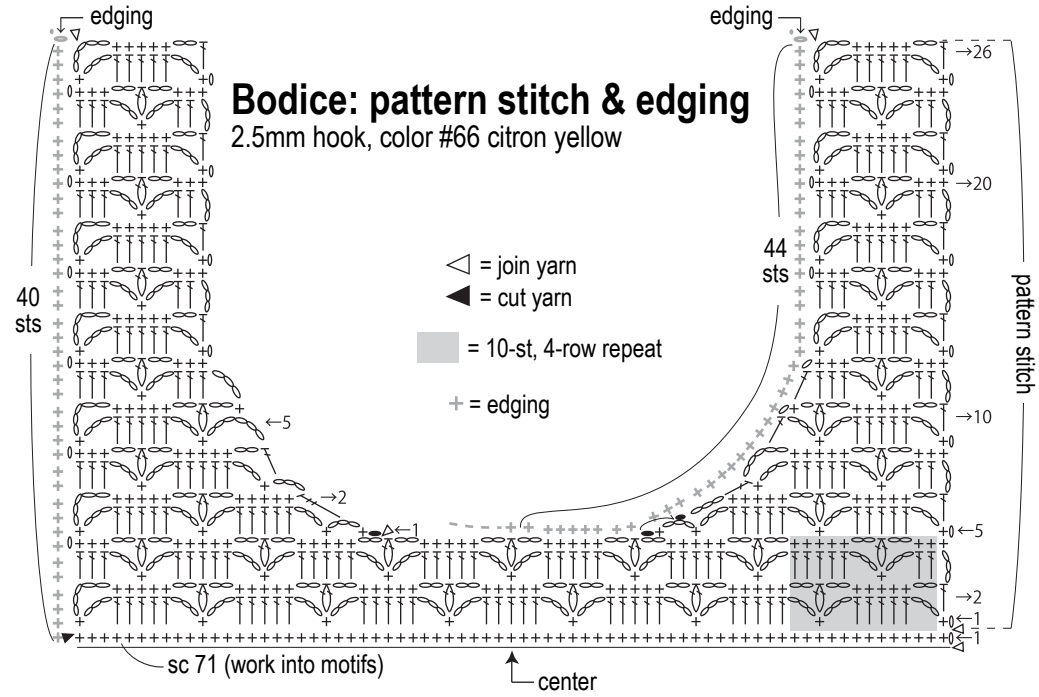
## Back & front

2.5mm hook



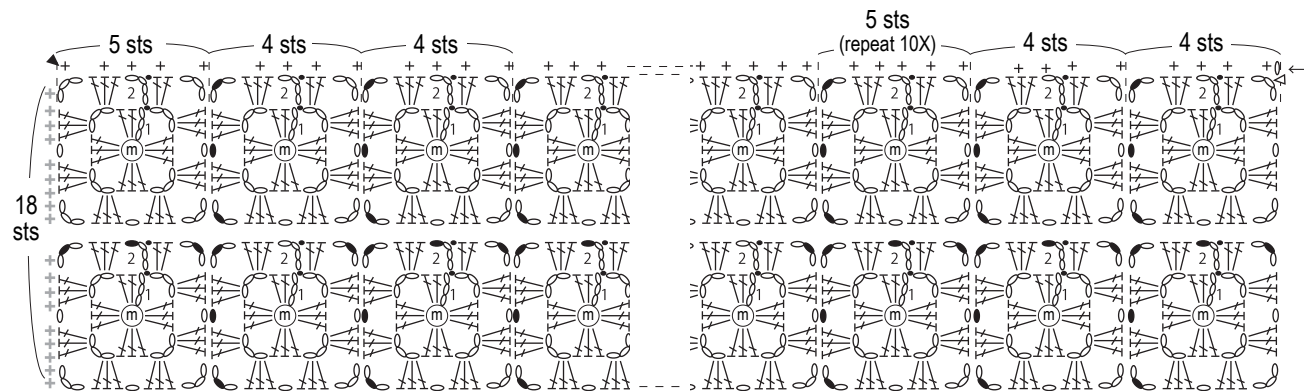
## Bodice: pattern stitch & edging

2.5mm hook, color #66 citron yellow

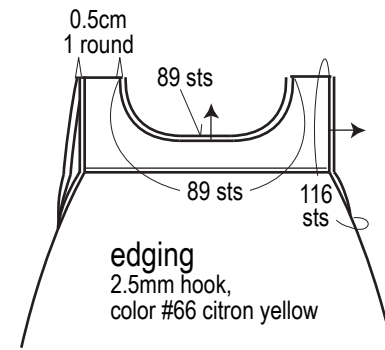


## How to work sc into motifs | edging

2.5mm hook

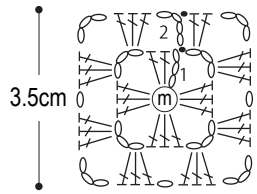


## Finishing

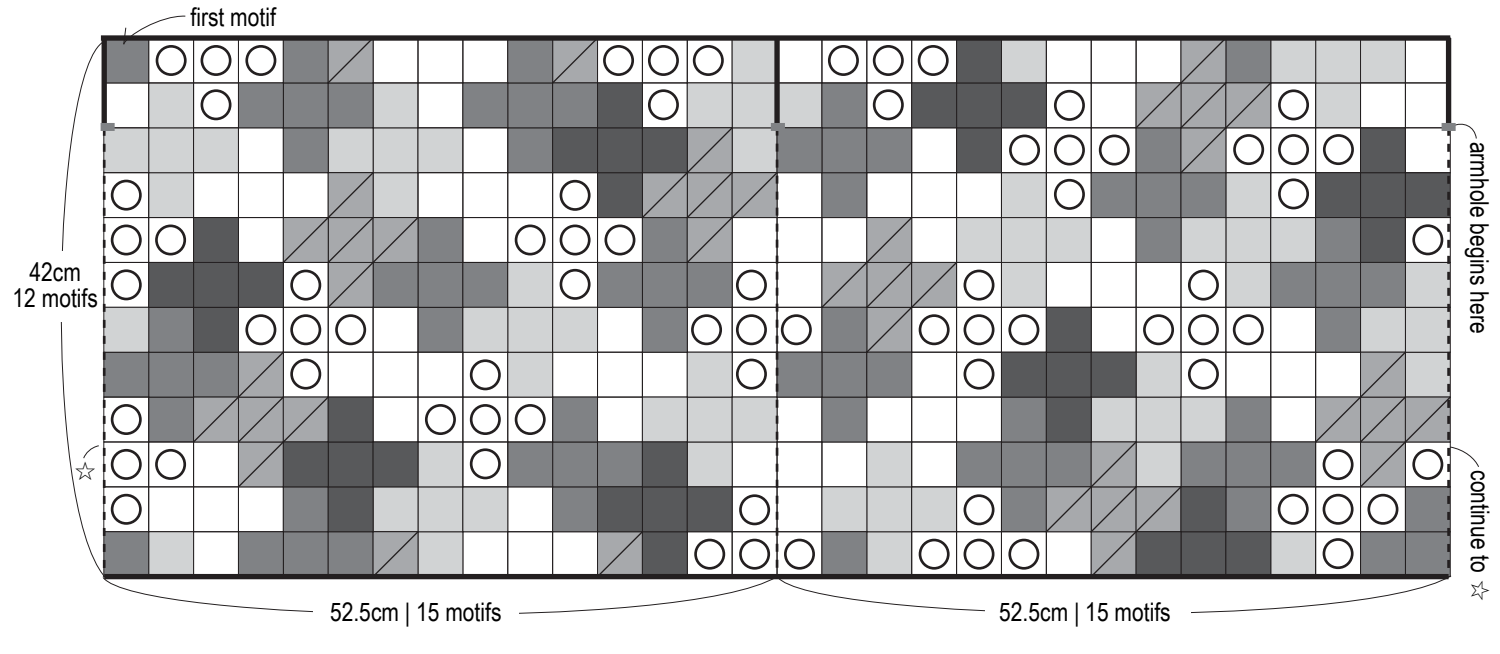








# Motif

2.5mm hook



# Motif color sequence



-  = #51 milky white (74 motifs)
-  = #52 sky green (62 motifs)
-  = #57 corn cream (39 motifs)
-  = #64 coral orange (71 motifs)
-  = #66 citrus yellow (75 motifs)
-  = #68 navy (39 motifs)

# How to join motifs

2.5mm hook

