

214s-25 Veil Linen Hat



Suggested yarn:

- Pierrot Yarns Veil Linen [100% linen; 66yds/60m per 1.41oz/40g skein];
 - kids' size: color #3 tan, 4 skeins [130g]
 - ladies' size: color #3 almond, 4 skeins [160g]
- Pierrot Yarns Cotton Neat S [100% cotton; 104yds/95m per 1.41oz/40g skein];
 - kids' size: color #02 ivory, 1 skein [15g]
 - ladies' size: color #02 ivory, 1 skein [15g]

Tools/Notions:

- 4.0mm (US G) crochet hook or size necessary to achieve gauge

Finished measurements:

- Please see schematics.

Gauge (10cm/4" square):

- pattern stitch: 19 sts and 21 rows

Gauge may vary according to individual crochet style. Change hook size if necessary to achieve gauge. Alternatively, rework pattern with your own gauge measurements.

Summary

Body: Create magic ring to begin, then work sc in the round from the top to the brim, increasing as indicated.

Finishing: Make a 3-strand braid out of Cotton Neat S and fasten to hat as shown in finishing schematic.

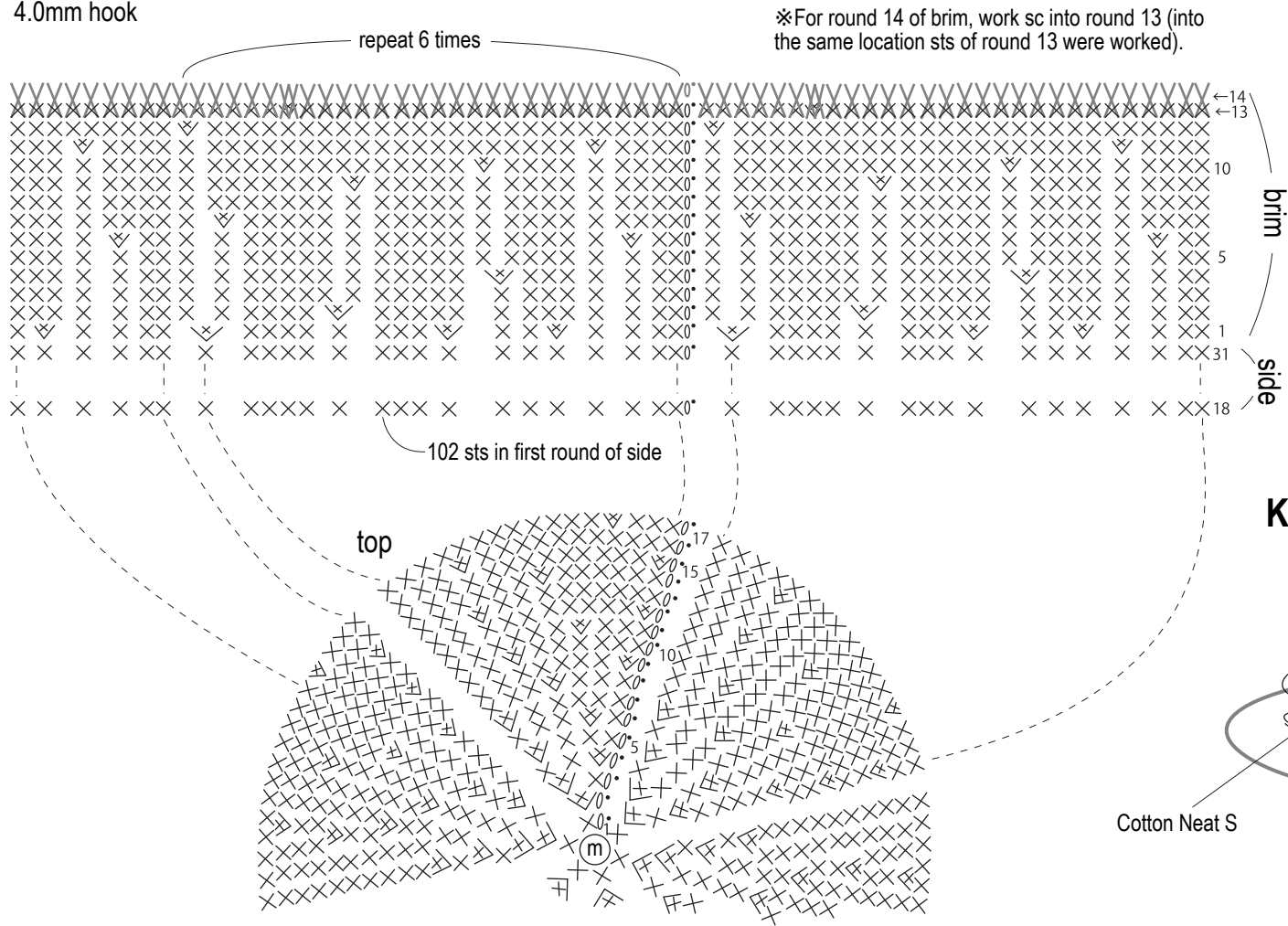
Abbreviations:

m = magic ring

sc = single crochet (US)

Kids' hat

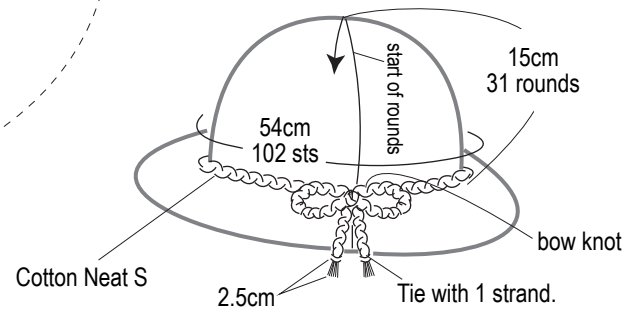
4.0mm hook



Side & brim increases

round no.	stitch count
14	174 sts (work even)
13	174 sts (+6 sts)
12	168 sts (+6 sts)
11	162 sts (+6 sts)
10	156 sts (+6 sts)
9	150 sts (+6 sts)
8	144 sts (work even)
7	144 sts (+6 sts)
6	138 sts (+6 sts)
5	132 (work even)
4	132 sts (+6 sts)
3	126 sts (work even)
2	126 sts (+6 sts)
1	120 sts (+18 sts)
side	
31	102 sts
~	~ } work even
18	102 sts

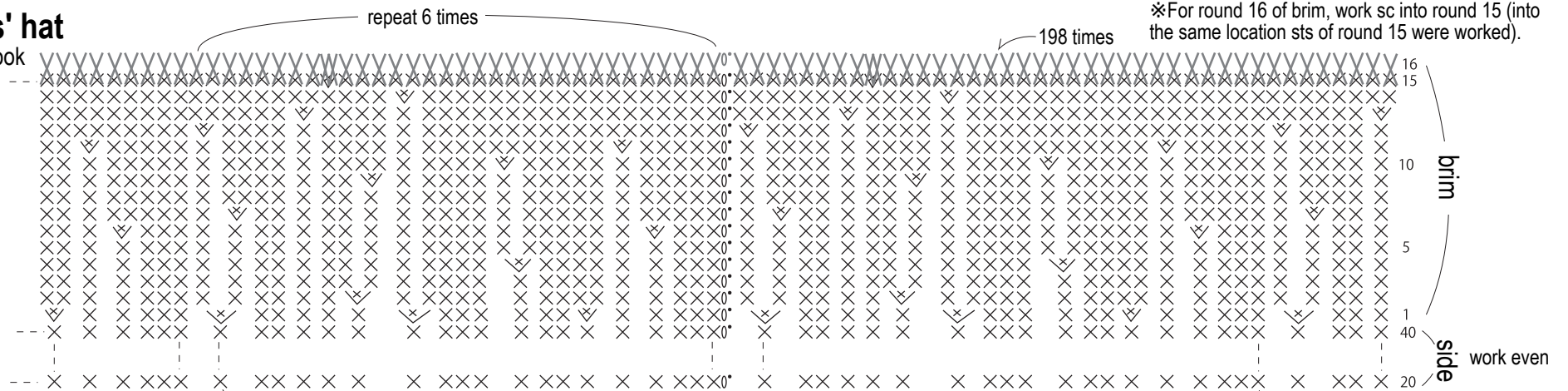
Kids' hat finishing



*Make a 3-strand braid 102cm long with Cotton Neat S (4 strands held together).

Ladies' hat

4.0mm hook



114 sts in first round of side

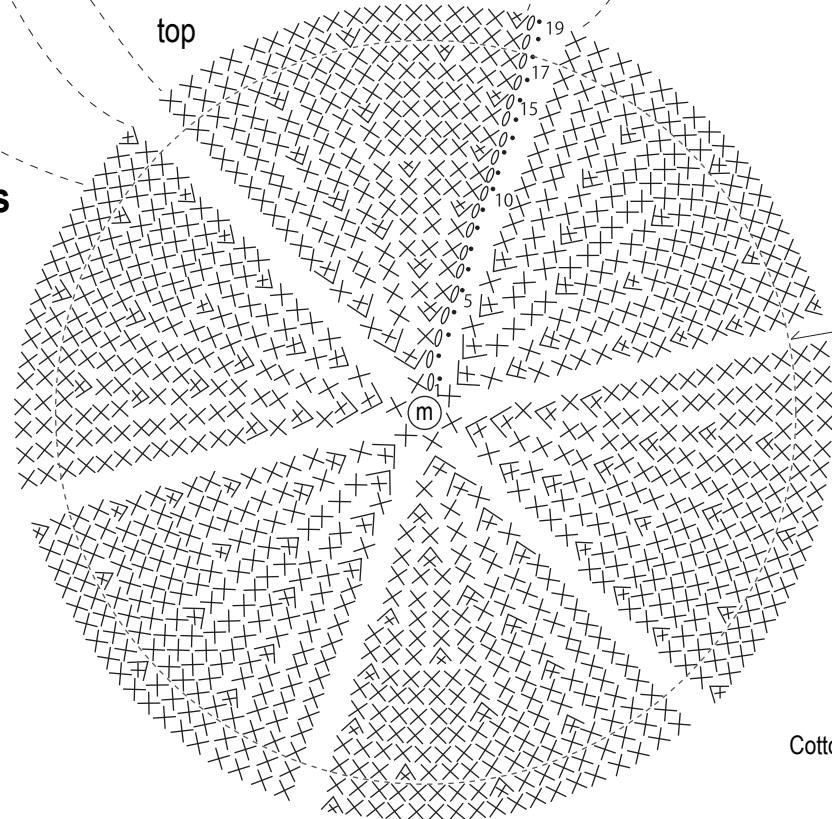
Side & brim increases

round no.	stitch count
16	198 sts (work even)
15	198 sts (+6 sts)
14	192 sts (+6 sts)
13	186 sts (+6 sts)
12	180 sts (+6 sts)
11	174 sts (+6 sts)
10	168 sts (+6 sts)
9	162 sts (+6 sts)
8	156 sts (work even)
7	156 sts (+6 sts)
6	150 sts (+6 sts)
5	144 sts (work even)
4	144 sts (+6 sts)
3	138 sts (work even)
2	138 sts (+6 sts)
1	132 sts (+18 sts)
<hr/>	
40	114 sts
~	work even
20	114 sts

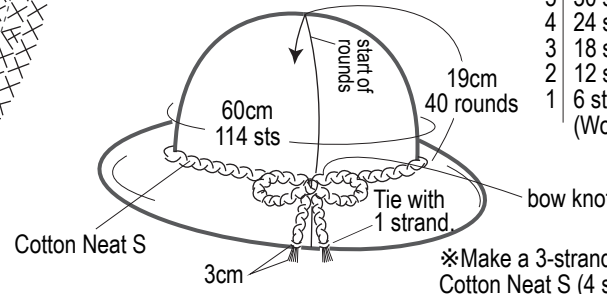
Top decreases

round no.	stitch count
19	114 sts
18	108 sts
17	102 sts
16	96 sts
15	90 sts
14	84 sts
13	78 sts
12	72 sts
11	66 sts
10	60 sts
9	54 sts
8	48 sts
7	42 sts
6	36 sts
5	30 sts
4	24 sts
3	18 sts
2	12 sts
1	6 sts

(Work into magic ring.)



Ladies' hat finishing



*Make a 3-strand braid 125cm long with Cotton Neat S (4 strands held together).