

640-kidscap2 Mandarin Orange Beret



Suggested yarn:

- Pierrot Yarns Planet Donut [57% wool, 36% acrylic, 7% nylon; 49 yds/45m per 1.41 oz./40g skein];
 - color #73 bitter orange, 3 skeins [100g]
 - color #76 dark green, 1 skein [small amount]

Tools/Notions:

- 6.0mm (US J) crochet hook or size necessary to achieve gauge

Finished measurements:

- head circumference 55cm/21.65"

Gauge (10cm/4" square):

- single crochet (US): 13 sts and 14 rounds

Gauge may vary according to individual crochet style. Change hook size if necessary to achieve gauge. Alternatively, rework pattern with your own gauge measurements.

Crochet Tips

Body of hat: Create magic ring to begin. Work in sc in the round.

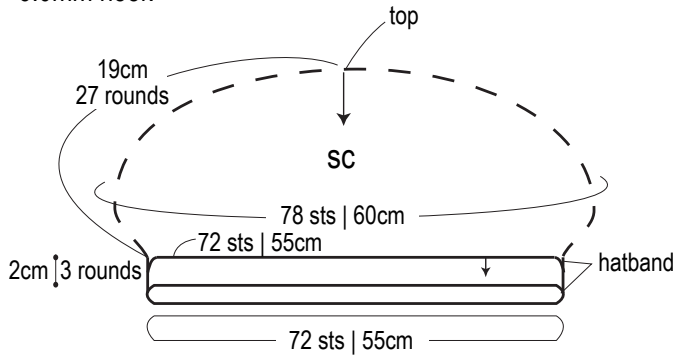
Finishing: Crochet stem and leaves. Seam to top of hat.

Abbreviations:

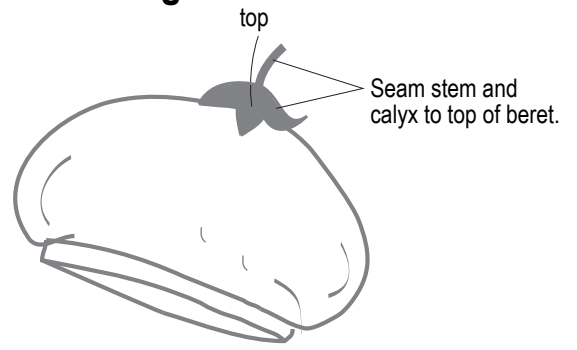
ch = chain
m = magic ring
sc = single crochet (US)

Beret schematic

6.0mm hook

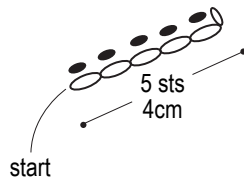


Finishing



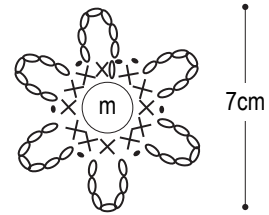
Stem

6.0mm hook, #76 dark green



Calyx

6.0mm hook, color #76 dark green



Beret chart

6.0mm hook, #73 bitter orange

