

# 211s-31 Adjustable Striped Beret



## Suggested yarn:

- Pierrot Yarns Ethnic Denim [100% cotton; 122 yds/112m per 1.06 oz./30g skein];
  - color #52 peach, 1 skein [10g]
  - color #54 amber orange, 1 skein [10g]
  - color #56 green tea, 1 skein [10g]
  - color #59 brown, 1 skein [15g]
- Pierrot Yarns Summer Slub [50% linen, 50% cotton; 306 yds/280m per 3.53 oz./100g cone]; color #851 white/beige, 1 cone [10g]

## Tools/Notions:

- 3.0mm (approx. US C or D) crochet hook or size necessary to achieve gauge
- 2 buttons (15mm/0.59")

## Finished measurements:

- head circumference 48.5cm/19.09"
- length 16.5cm/6.50"

## Gauge (10cm/4" square):

- No gauge information is provided in the original pattern. Use a hook size necessary to achieve the desired measurements.

*Gauge may vary according to individual crochet style. Change hook size if necessary to achieve gauge. Alternatively, rework pattern with your own gauge measurements.*

## Crochet Tips

✳️ **Note:** When using Ethnic Denim, hold 2 strands of yarn together.

**Body of hat:** Starting with magic ring, work in pattern stitch according to chart.

**Finishing:** Work hat band by continuing from body of hat. For adjustable tab section, ch11 and work back and forth in rows. Work buttonhole where indicated, and sew buttons to hat band.

## Abbreviations:

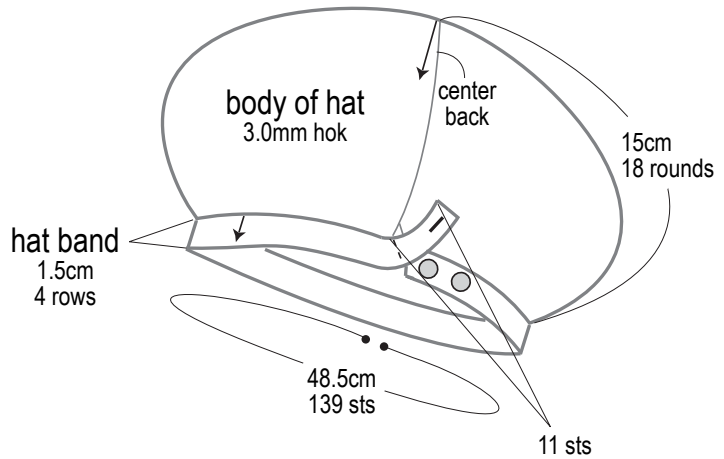
ch = chain

m = magic ring

rep = pattern repeat(s)

# Schematic

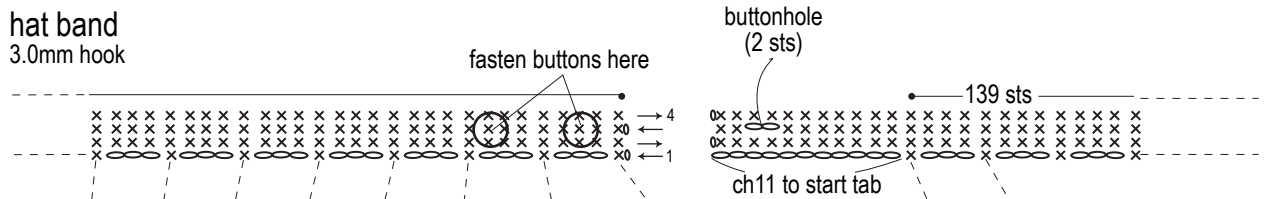
	round no.	st count
edging	1-4	139 sts
body of hat	16-18	32 repeats
	11-15	16 repeats
	7-10	32 repeats
	2-6	8 repeats
	1	16 sts



## Beret chart

3.0mm hook

※The adjustable tab allows for you to customize the size of the beret.

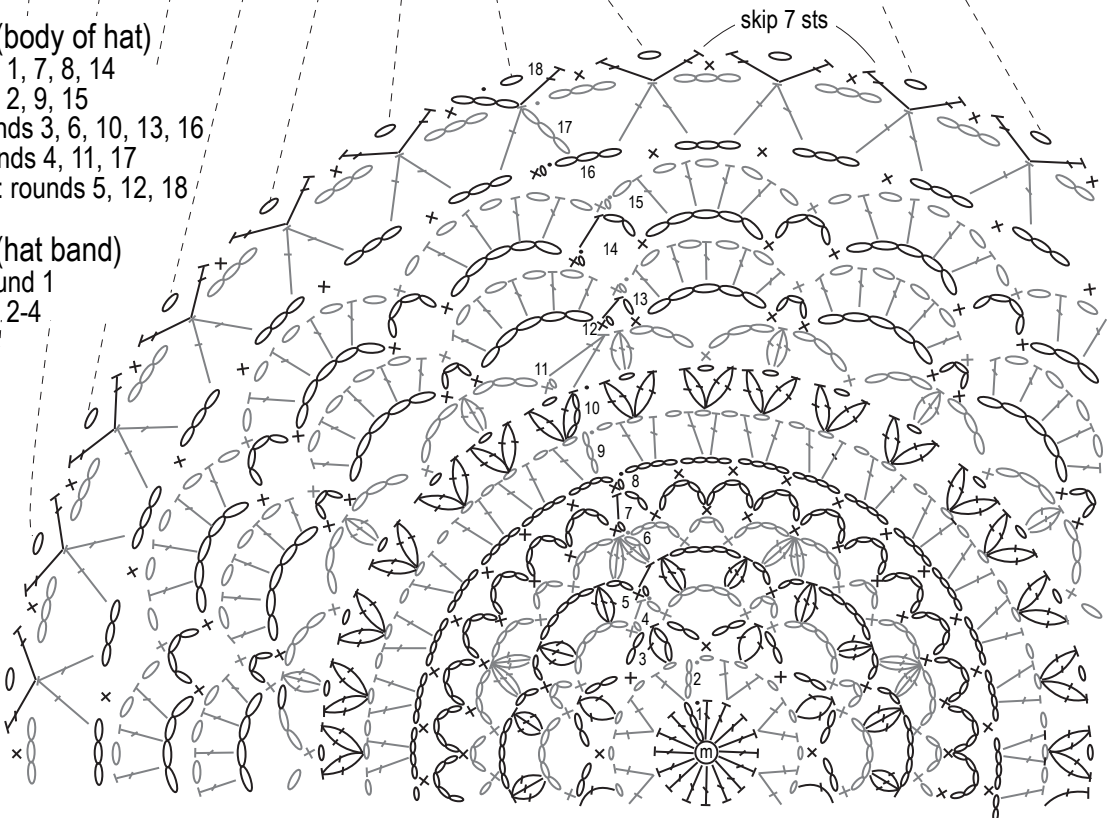


### color sequence (body of hat)

- #59 brown: rounds 1, 7, 8, 14
- #52 peach: rounds 2, 9, 15
- Summer Slub: rounds 3, 6, 10, 13, 16
- #56 green tea: rounds 4, 11, 17
- #54 amber orange: rounds 5, 12, 18

### color sequence (hat band)

- Summer Slub: round 1
- #59 brown: rounds 2-4



※Referring to color sequences listed above left, change colors where indicated. Every round, cut yarn and join new color. Only rounds 7 and 8 are done in the same color.