

213s-17 Kids' Fedora



Suggested yarn:

- Pierrot Yarns Amian [100% washable Japanese paper; 94 yds/86m per 1.41 oz./40g skein];
 - color #22 teal green, 1 skein [10g]
 - color #28 burnt umber, 2 skeins [70g]

Tools/Notions:

- 3.5mm (US E) crochet hook or size necessary to achieve gauge

Finished measurements:

- head circumference 57.5cm/22.64"
- length 10cm/3.94"

Gauge (10cm/4" square):

- single crochet (US): 18 sts and 19 rounds

Gauge may vary according to individual crochet style. Change hook size if necessary to achieve gauge. Alternatively, rework pattern with your own gauge measurements.

Crochet Tips

Top & sides: Work foundation chain to begin, then work sc in the round, increasing as indicated. Starting from round 9 of sides, work in colorwork pattern stitch. Refer to chart for color sequences.

Brim: Continuing from sides, work 1 round of fp sc. Work sc from round 2 of brim onwards, increasing as indicated.

Finishing: Using steam iron, gently steam the hat, forming a depression at the top. Take care not to scald yourself when using steam iron.

Abbreviations:

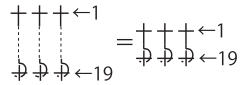
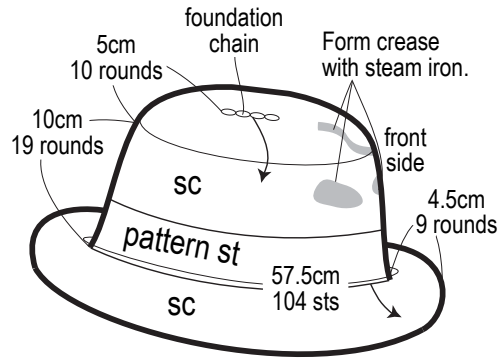
ch = chain

fp sc = front post sc (US)

sc = single crochet (US)

Hat schematic

3.5mm hook

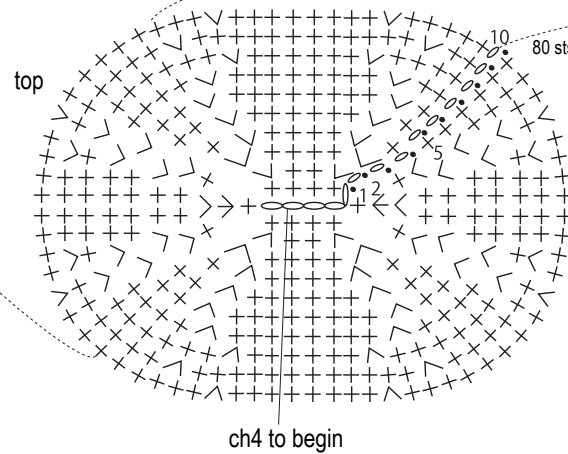
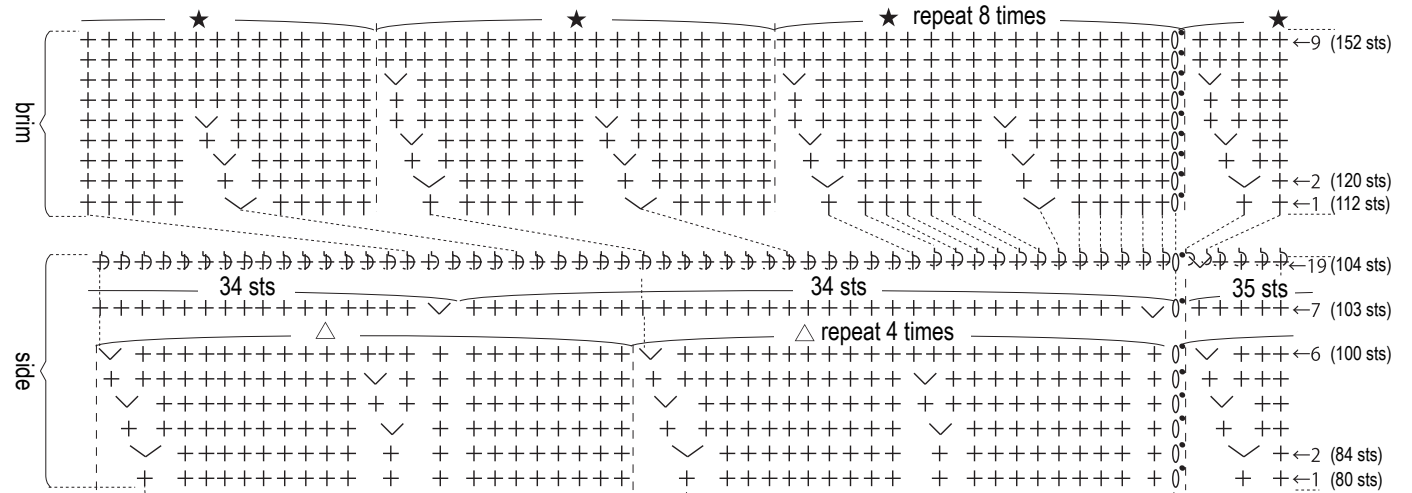


↑ = fp sc

※On round 1 of brim, slip into stitches of round 19 of sides.

Hat instructions

3.5mm hook



	round no.	stitch count	
brim	9	152 sts	} work even
	8	152 sts	
	7	152 sts (+8 sts)	
	6	144 sts	} work even
	5	144 sts	
	4	136 sts	
	3	128 sts	} +8 sts per round
	2	120 sts	
	1	112 sts	
side	19	104 sts (+1 st)	} work even
	18	103 sts	
	~	103 sts	
	7	103 sts	} +3 sts
	8	103 sts (+3 sts)	
	6	100 sts	
	5	96 sts	} +4 sts per round
	4	92 sts	
	3	88 sts	
	2	84 sts	
1	80 sts (work even)		

	round no.	stitch count
top	10	80 sts
	9	72 sts
	8	64 sts
	7	56 sts
	6	48 sts
	5	40 sts
	4	32 sts
	3	24 sts (+6 sts)
	2	18 sts (+8 sts)
	1	10 sts
		Ch4 to begin.

Use this QR code on a smartphone to view a video about how to work the first round of the brim.

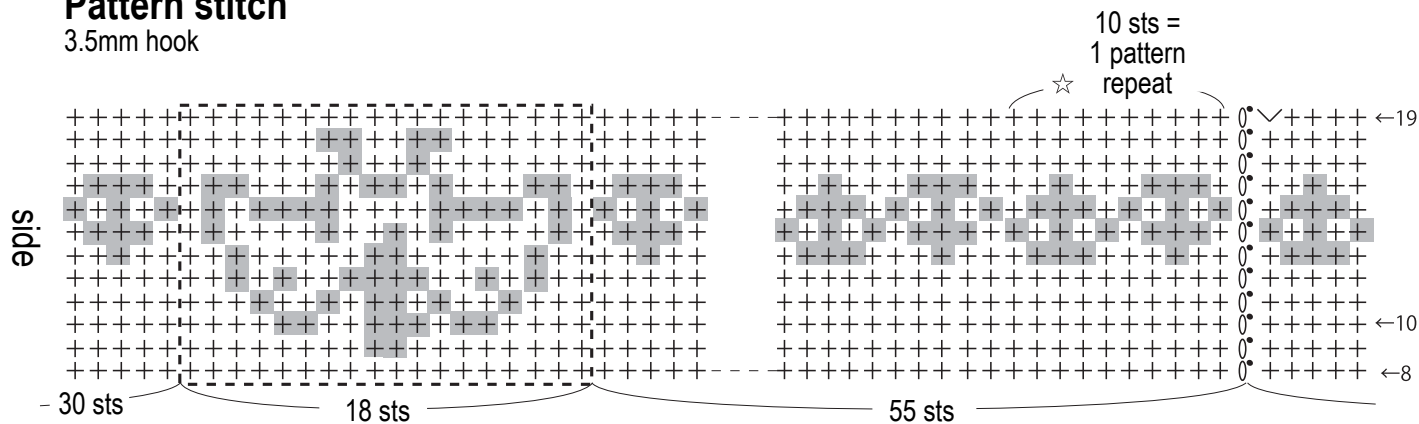


※To view on computer, search on the Pierrot Yarns website instead.

検索

Pattern stitch

3.5mm hook



■ = #22 teal green

Elsewhere, use #28 burnt umber.

※ Other than areas marked with □ use ☆ pattern stitch.