

# 213ss-38 Hats



## Suggested yarn:

- Pierrot Yarns Raffia [100% rayon; 124 yds/113m per 1.76 oz./50g skein];
  - kids' hat:
    - color #75 apple green, 1 skein [5g]
    - color #76 ocean, 1 skein [5g]
    - color #79 papaya, 1 skein [5g]
    - color #80 peach, 1 skein [5g]
    - color #81 deep red, 2 skeins [70g]
  - ladies' hat:
    - color #75 apple green, 1 skein [small amount]
    - color #76 ocean, 2 skeins [100g]
    - color #79 papaya, 1 skein [small amount]
    - color #81 deep red, 1 skein [5g]

## Tools/Notions:

- 4.0mm (US G) crochet hook or size necessary to achieve gauge
- teknorote (polypropylene memory wire)
- kids' hat: ribbon, 1.5cm/??" wide, 78cm/??" long
- ladies' hat: ribbon, 2.5cm/??" wide, 97cm/??" long

## Finished measurements:

- kid's size:
  - head circumference 51cm/20.08"
  - depth 15cm/5.91"
- ladies' size:
  - head circumference 58cm/22.83"
  - depth 17cm/6.69"

## Gauge (10cm/4" square):

- single crochet (US): 17.5 sts and 19 rounds

*Gauge may vary according to individual crochet style. Change hook size if necessary to achieve gauge. Alternatively, rework pattern with your own gauge measurements.*

## Crochet Tips

**Hat:** Start with magic ring, then work sc in the round. Increase according to chart.

**Flower corsage:** Start with magic ring, then crochet flower. Seam center piece of flower to center of flower motif. Begin stem and leaf pieces by working a chain, then crocheting according to charts. Work stitches of stem pieces around 2 strands of teknorote (memory wire).

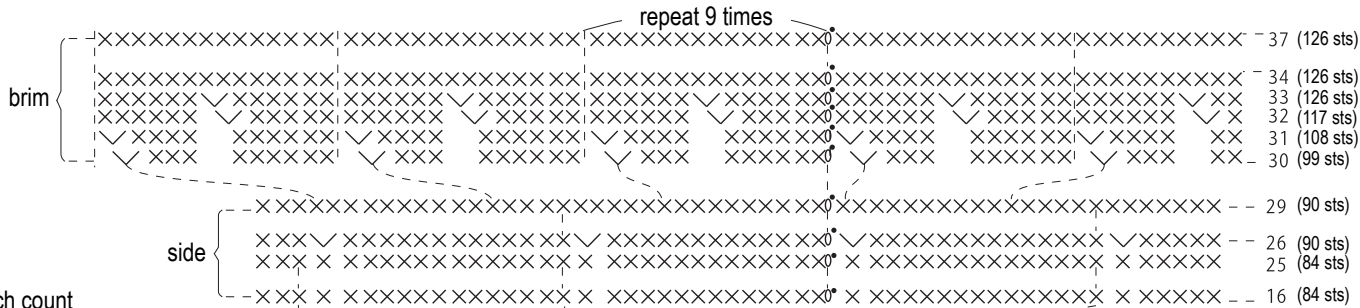
**Finishing:** Wrap ribbon around hat and tack down at right side (kids' size) or center back (ladies' size). On top of the seam, sew ribbon bow. Sew corsage to each hat. For kids' hat only, seam ears to top of hat where indicated.

## Abbreviations:

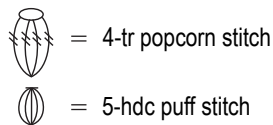
ch = chain      hdc = half double crochet (US)      m = magic ring      sc = single crochet (US)      tr = treble crochet (US)

# Kids' hat

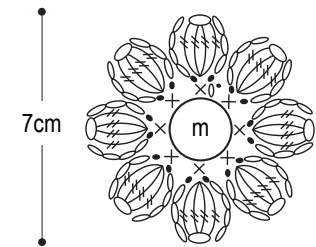
4.0mm hook, #81 deep red



round	stitch count		
37	126 sts	} work even	
~	~		
34	126 sts		
33	126 sts		
32	117 sts		} +9 sts per round
31	108 sts		
30	99 sts	} work even	
29	90 sts		
~	~	} work even	
27	90 sts		
26	90 sts (+6 sts)		
25	84 sts		
~	~	} work even	
16	84 sts		
15	84 sts (+6 sts)	} +6 sts per round	
14	78 sts (work even)		
13	78 sts		
12	72 sts		
11	66 sts		
10	60 sts		
9	54 sts		
8	48 sts		
7	42 sts		
6	36 sts		
5	30 sts		
4	24 sts		
3	18 sts		
2	12 sts		
1	Work 6 sts into magic ring.		

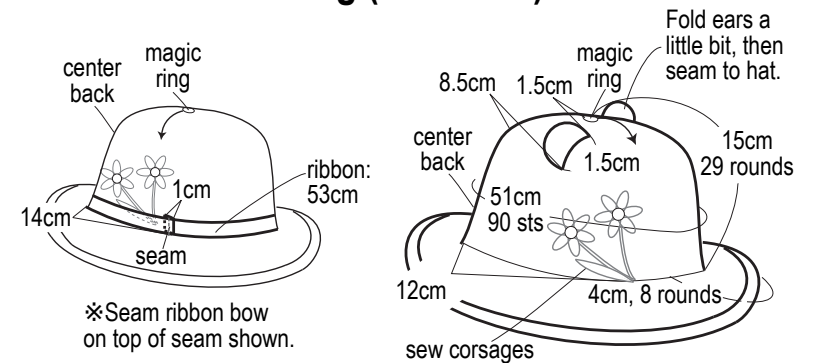


# Flower (4.0mm hook)

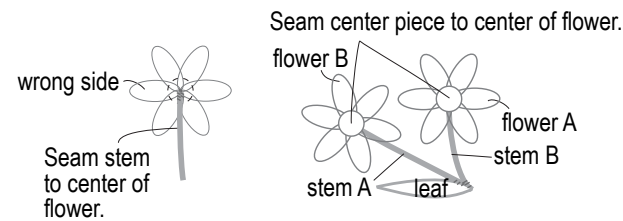


- flower A: #80 peach (make 1)
- flower B: #76 ocean (make 1)
- flower C: #81 deep red (make 1)

# Finishing (kid's size)

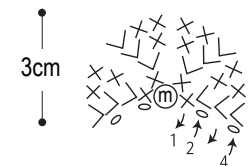


# Corsage finishing (kid's size)

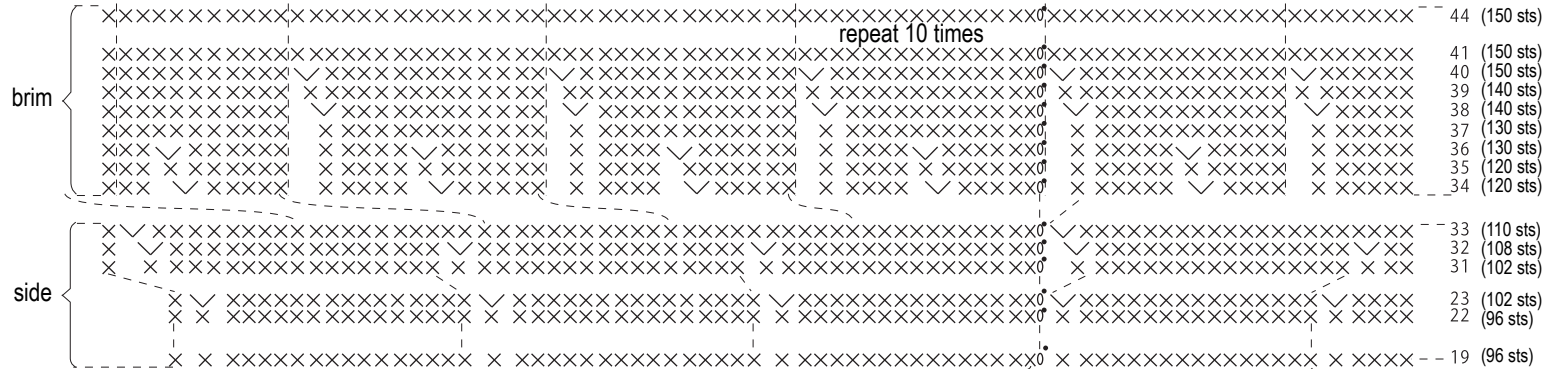


# Bear ears (make 2)

4.0mm hook, #81 deep red

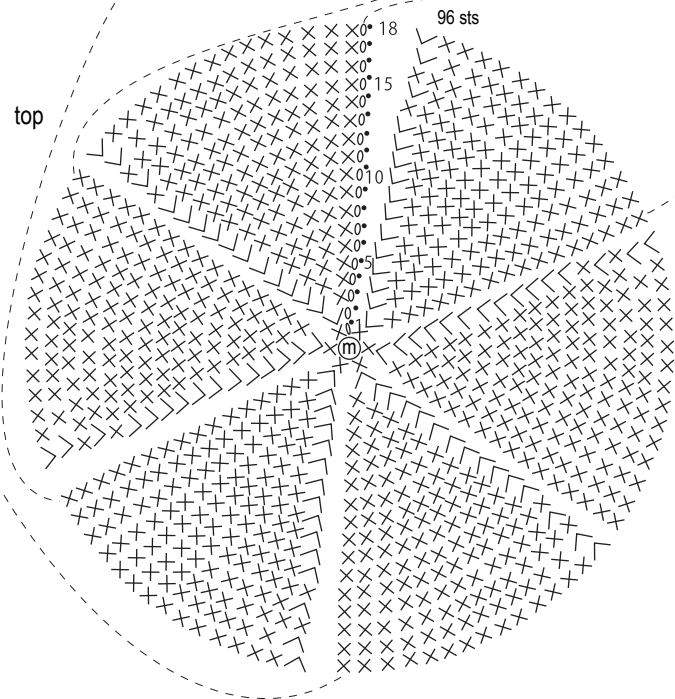


# Ladies' hat (4.0mm hook, #76 ocean)

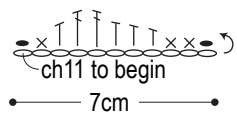


	round	stitch count	
brim	44	150 sts	work even
	~	~	
	41	150 sts	
	40	150 sts (+10 sts)	
	39	140 sts (work even)	
	38	140 sts (+10 sts)	
	37	130 sts (work even)	
	36	130 sts (+10 sts)	
	35	120 sts (work even)	
	34	120 sts (+10 sts)	
side	33	110 sts (+2 sts)	work even
	32	108 sts (+6 sts)	
	31	102 sts	
	~	~	
	24	102 sts	
	23	102 sts (+6 sts)	
	22	96 sts	
	~	~	
	19	96 sts	
	top	18	
17		90 sts	
16		84 sts (work even)	
15		84 sts (+6 sts)	
14		78 sts (work even)	
13		78 sts	
12		72 sts	
11		66 sts	
10		60 sts	
8		54 sts	
7	48 sts		
6	42 sts		
5	36 sts		
4	30 sts		
3	24 sts		
2	18 sts		
1	12 sts		

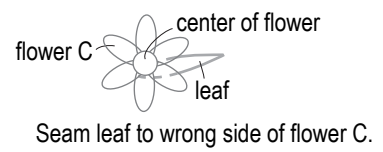
Work 6 sts into magic ring.



**Leaf (make 2)**  
4.0mm hook, #75 apple green

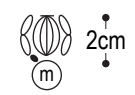
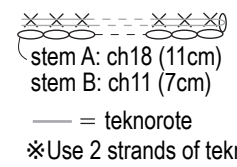


**Corsage finishing (ladies' size)**

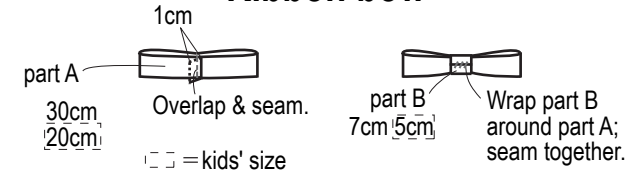


**Center piece of flower corsage**  
4.0mm hook, #79 papaya  
make 4

**Stem**  
4.0mm hook, #75 apple green



**Ribbon bow**



**Finishing (ladies' size)**

