

211s-21 Amijin Slouch Socks



Suggested yarn:

- Pierrot Yarns Amijin Cotton 100 [100% organic cotton; 137 yds/125m per 1.06 oz./30g skein]; color #3 grandrelle beige, 3 skeins [90g]

Tools/Notions:

- 3.0mm (US 2½) and 4.5mm (US 7) circular knitting needles (23cm/9.06" long) or sizes necessary to achieve gauge, *or* double-pointed needles in the same sizes (either 4 or 5 DPNs per set)

Finished measurements:

- foot length 22.5cm/8.86"
- mouth of sock (circumference) 21cm/8.27"
- cuff length 39cm/15.35"

Gauge (10cm/4" square):

- stockinette stitch: 28 sts and 39 rows
- pattern stitch: 26.5 sts and 39 rows

Gauge may vary according to individual knitting style. Change needle size if necessary to achieve gauge. Alternatively, rework pattern with your own gauge measurements.

Knitting Tips

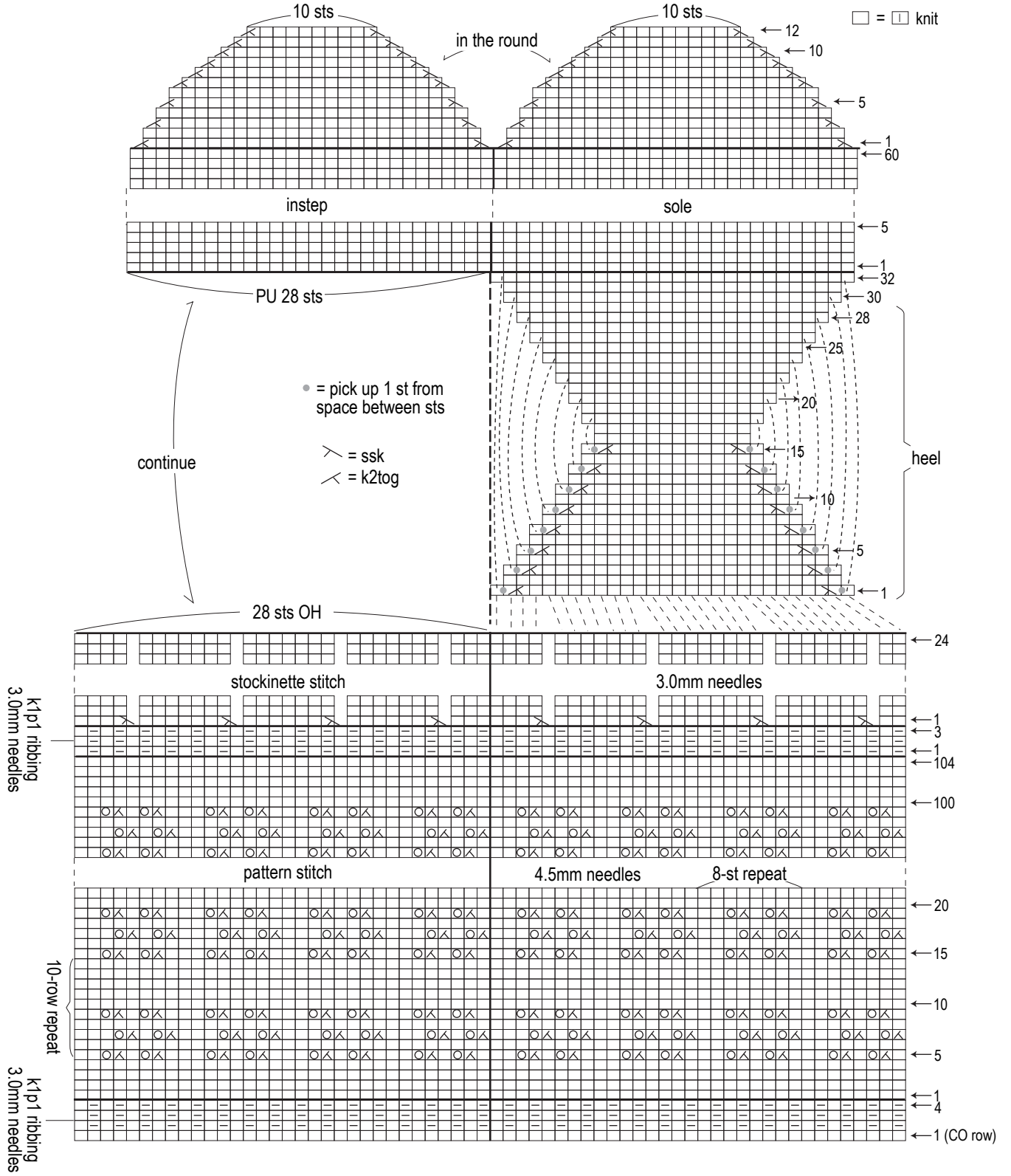
Cast on with long-tail cast-on method. Begin working in the round, starting from the cuff and working downward. Work in k1p1 ribbing, pattern stitch, k1p1 ribbing, and stockinette stitch. When finished, seam toes with Kitchener stitch.

※Change needle size when indicated in chart. Refer to chart for heel shaping instructions.

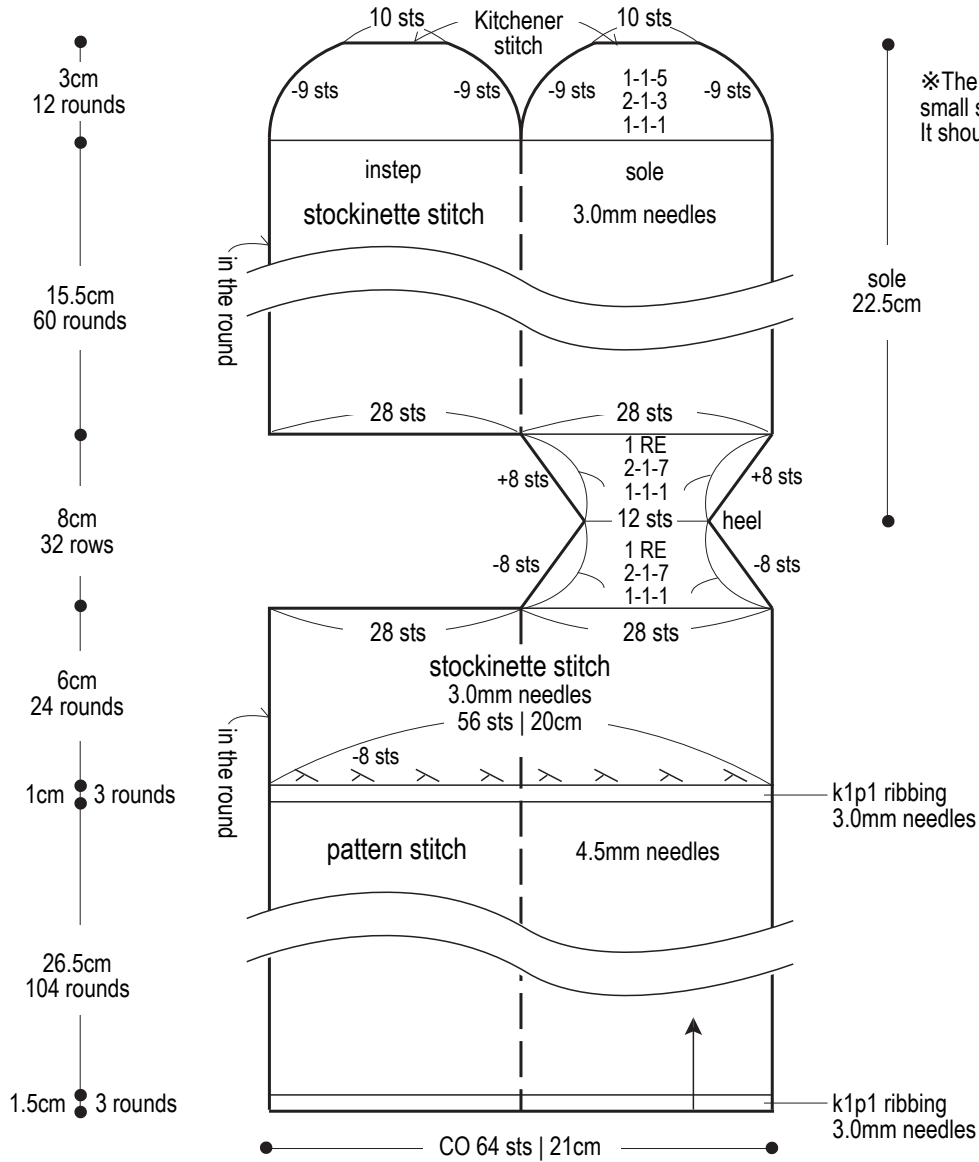
Abbreviations:

CO = cast on
inc = increase(s)
k2tog = knit 2 stitches together
OH = on hold (that is, place on stitch holder)
PU = pick up
ssk = slip, slip, knit

Sock instructions

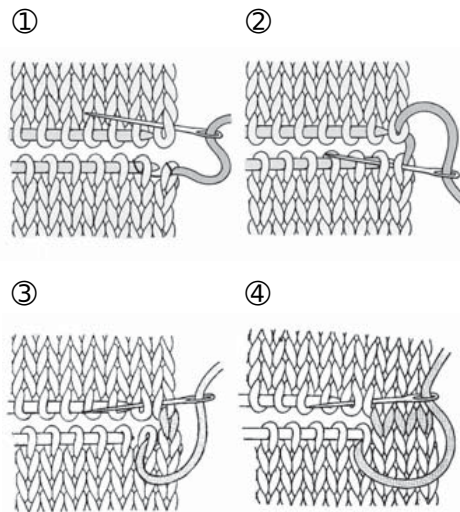


Sock schematic



※The sock is designed somewhat on the small side in order to account for stretching. It should fit the sole size indicated..

Kitchener stitch instructions



※Align stitches of knitted fabric. Graft together by linking each stitch to the ones below it, forming a row of knit stitches as you go.