

211s-1 Flower Hat



Suggested yarn:

- Pierrot Yarns Amian [100% washable Japanese paper; 94 yds/86m per 1.41 oz./40g skein];
 - girls' size:
 - color #21 ivory, 3 skeins [90g]
 - color #28 burnt umber, 1 skein [small amount]
 - ladies' size:
 - color #28 burnt umber, 3 skeins [100g]
 - color #21 ivory, 1 skein [small amount]

Tools/Notions:

- 3.0mm (approx. US C or D) and 3.5mm (US E) crochet hooks or sizes necessary to achieve gauge

Finished measurements:

- girls' size:
 - head circumference 53cm/20.87"
 - depth 16cm/6.30"
- ladies' size:
 - head circumference 57cm/22.44"
 - depth 18cm/7.09"

Gauge (10cm/4" square):

- half double crochet (US) with 3.0mm hook: 19 sts and 10 rounds
- half double crochet (US) with 3.5mm hook: 18 sts and 9 rounds

Gauge may vary according to individual crochet style. Change hook size if necessary to achieve gauge. Alternatively, rework pattern with your own gauge measurements.

Crochet Tips

Crown: Starting with magic ring, work hdc and pattern stitch in the round.

Brim: Work in hdc and pattern stitch as for crown. Work last round in edging of alternating chain stitch and crab stitch.

Flower corsage: Working in the round, crochet flower according to chart. Work last round in sc in contrasting color.

Finishing: Sew corsage to hat.

Abbreviations:

ch = chain

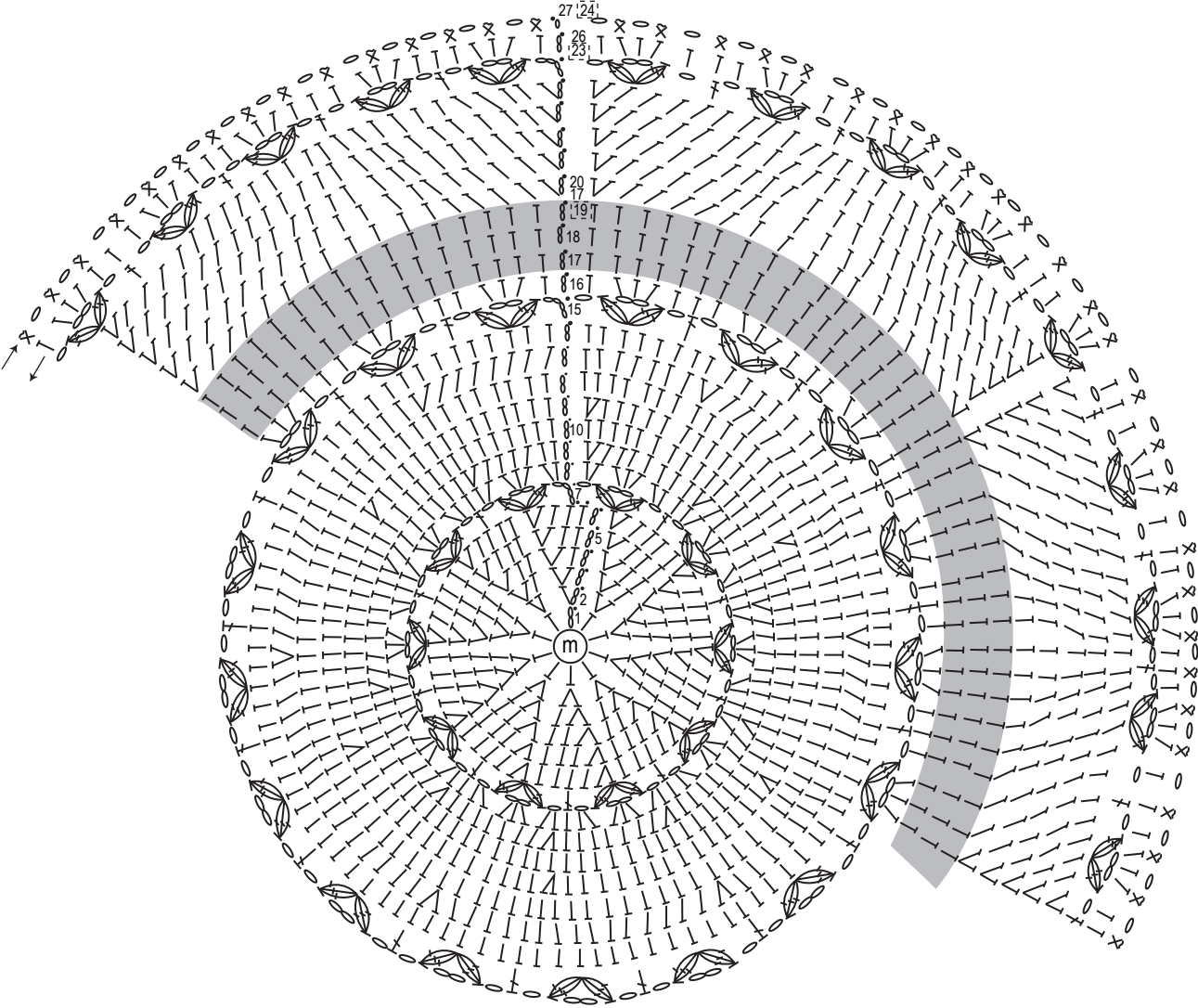
hdc = half double crochet (US)

m = magic ring

sc = single crochet (US)

Hat instructions

girls' size: 3.0mm hook
 ladies' size: 3.5mm hook




⌘ = crab stitch
 - - - = girls' size

■ = Omit these rounds (17-19) in girls' size.

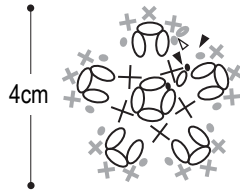
Corsage

Layer small, medium, and large motifs as shown.
Seam together with embroidery at center.



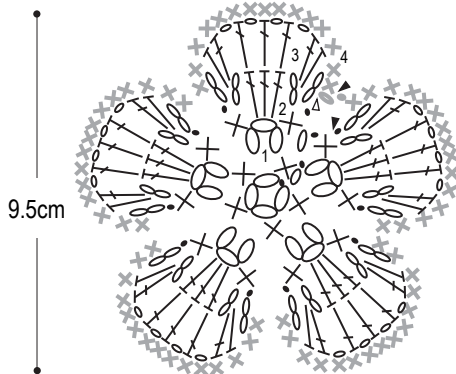
Small flower motif

3.0mm hook

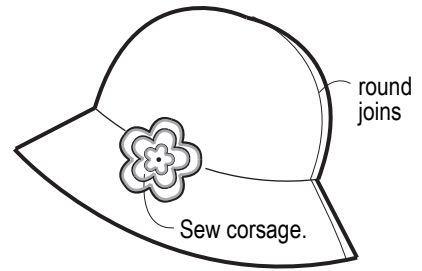


Large flower motif

3.0mm hook



Finishing



◁ = join yarn

◄ = cut yarn

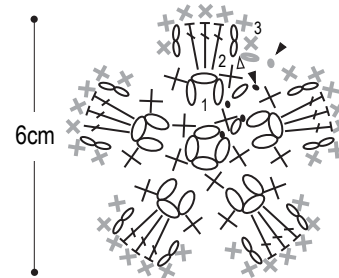
— = #28 burnt umber (ladies'), #21 ivory (girls')

— = #21 ivory (girls'), #28 burnt umber (ladies')

※Note that color sequences are exact opposite for ladies' and girls' sizes.

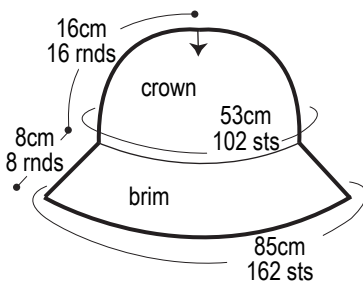
Medium flower motif

3.0mm hook



Girls' size

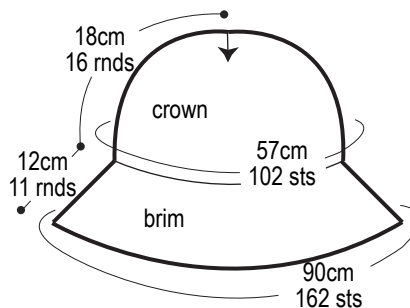
3.0mm hook, #21 ivory



- 24: 162 sts (edging)
- 23: 162 sts (work even)
- 22: 31 repeats
- 21: 162 sts
- 20: 150 sts } +12 sts
- 19: 138 sts
- 18: 126 sts
- 17: 114 sts
- 16: 102 sts (work even)
- 15: 17 repeats
- 14: 102 sts (work even)
- 13: 102 sts (+6)
- 12: 96 sts (work even)
- 11: 96 sts (+6)
- 10: 90 sts (work even)
- 9: 90 sts (+10)
- 8: 80 sts (+20)
- 7: 10 repeats
- 6: 60 sts
- 5: 50 sts
- 4: 40 sts } +10 sts
- 3: 30 sts
- 2: 20 sts
- 1: 10 sts (into magic ring)

Ladies' size

3.5mm hook, #28 burnt umber



- 27: 162 sts (edging)
- 26: 162 sts (work even)
- 25: 31 repeats
- 24: 162 sts
- 23: 150 sts
- 22: 138 sts } +12 sts
- 21: 126 sts
- 20: 114 sts
- 19: 102 sts
- 18: 102 sts } work even
- 17: 102 sts
- 16: 102 sts
- 15: 17 repeats
- 14: 102 sts (work even)
- 13: 102 sts (+6)
- 12: 96 sts (work even)
- 11: 96 sts (+6)
- 10: 90 sts (work even)
- 9: 90 sts (+10)
- 8: 80 sts (+20)
- 7: 10 repeats
- 6: 60 sts
- 5: 50 sts
- 4: 40 sts } +10 sts
- 3: 30 sts
- 2: 20 sts
- 1: 10 sts (into magic ring)