

212ss-14 Amijin Striped Sweater



Suggested yarn:

- Pierrot Yarns Amijin Ramie Blend [80% cotton, 20% ramie; 79 yds/72m per 1.06 oz./30g skein];
 - color #1 off-white, 5 skeins [135g]
 - color #3 French rose, 5 skeins [140g]
 - color #4 lavender gray, 2 skeins [35g]

Tools/Notions:

- 3.0mm (US 2½) and 3.3mm (approx. US 3) straight knitting needles or sizes necessary to achieve gauge
- 3.0mm (US 2½) double-pointed knitting needles or size necessary to achieve gauge

Finished measurements:

- bust 88cm/34.65"
- center back neck-to-cuff 50cm/19.69"
- length 55cm/21.65"

Gauge (10cm/4" square):

- stockinette stitch (stripes): 22 sts and 30 rows
- k2p2 ribbing: 22 sts and 36 rows

Gauge may vary according to individual knitting style. Change needle size if necessary to achieve gauge. Alternatively, rework pattern with your own gauge measurements.

Knitting Tips

Front & back body; sleeves: Cast on with crochet provisional cast-on method. Work in striped stockinette stitch. Pick up live stitches from provisional cast-on edges; work k2p2 ribbing. Bind off in pattern.

Finishing: Seam shoulders with slip stitch seam. Seam sides with mattress stitch up until where seam end is marked on schematic. Seam sleeves to body with stitches-to-rows mattress stitch. Pick up stitches around neckline; work collar in k2p2 ribbing in the round. Bind off in pattern.

Abbreviations:

BO = bind off

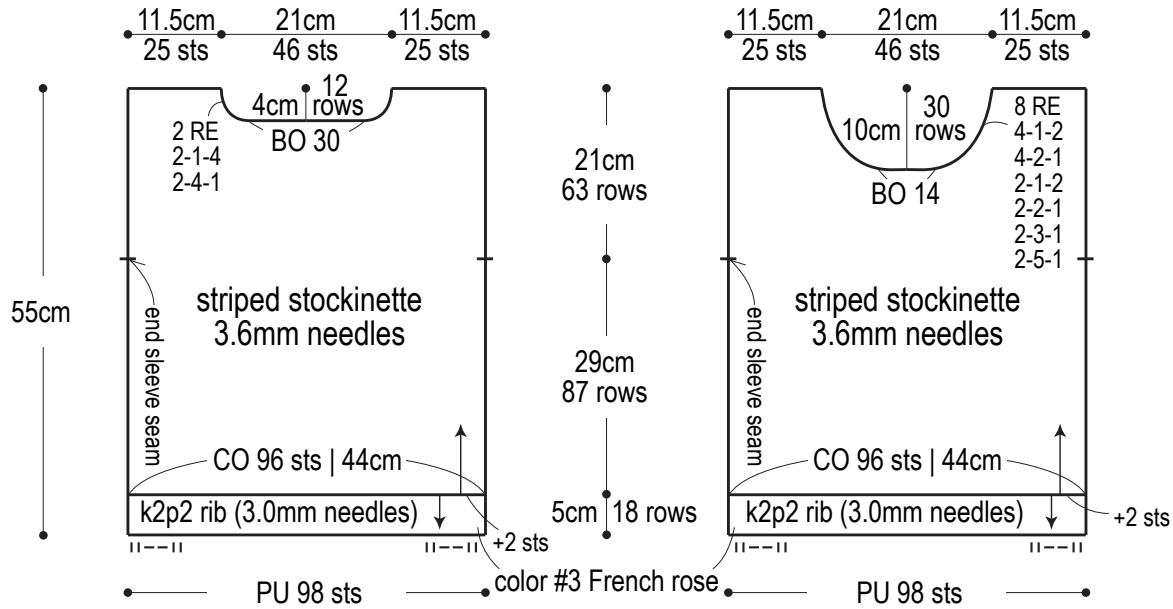
CO = cast on

PU = pick up

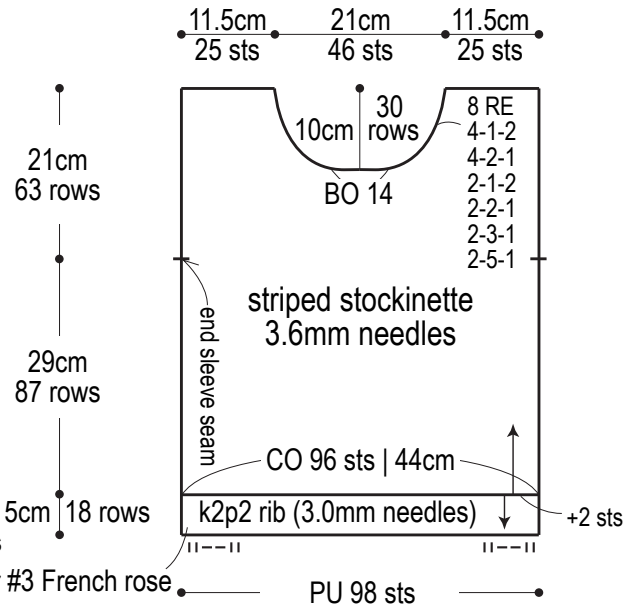
RE = row(s) even

= rows-stitches-times

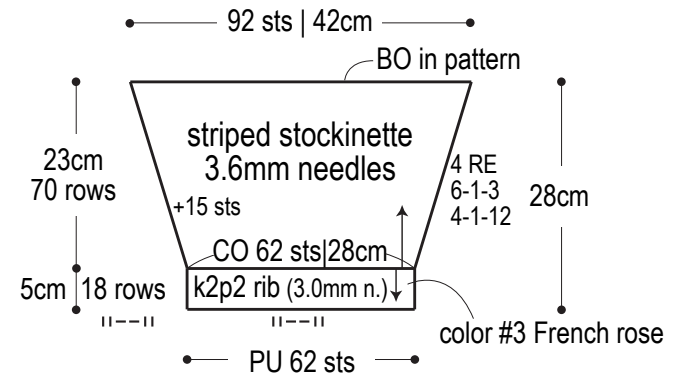
Back



Front

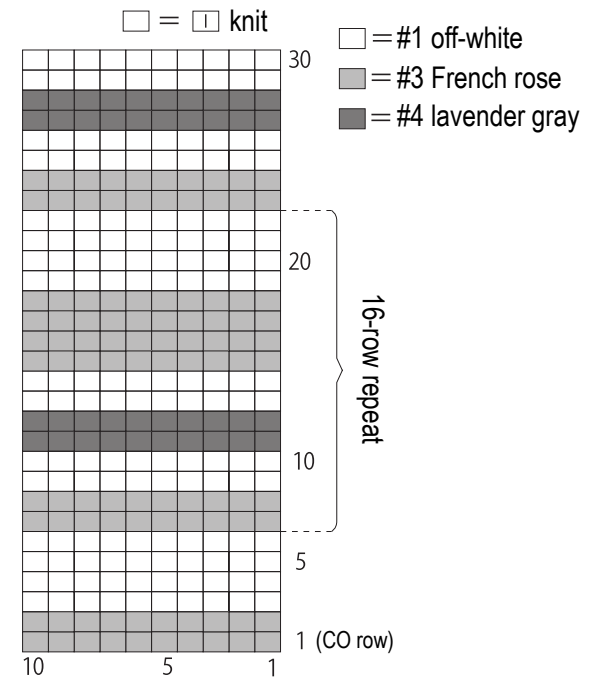


Sleeve



Stockinette stripe pattern

3.6mm needles



Collar

k2p2 ribbing, 3.0mm DPNs

