

# 29-43 Striped Blanket



## Suggested yarn:

- Pierrot Yarns Organic Cotton Chuboso [100% organic cotton; 77 yds/705m per 0.88 oz./25g skein]; color #1 natural undyed, 8 skeins [200g]
- Pierrot Yarns Tre [100% cotton; 98 yds/90m per 1.06 oz./30g skein]; color #3 honey apricot, 5 skeins [150g]

## Tools/Notions:

- 2.3mm (approx. US B) and 4.0mm (US G) crochet hook or size necessary to achieve gauge

## Finished measurements:

- height 102cm/40.16"
- width 96cm/37.80"

## Gauge (10cm/4" square):

- pattern stitch: 24 sts and 15 rows

*Gauge may vary according to individual crochet style. Change hook size if necessary to achieve gauge. Alternatively, rework pattern with your own gauge measurements.*

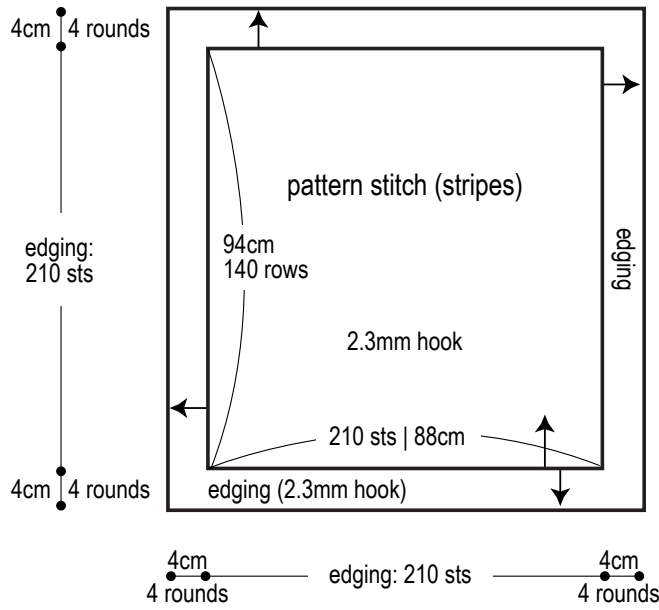
## Crochet Tips

Chain 210 to begin (noting that this number does *not* include any chain stitches needed for turning post). Working in bottom loops of chain, crochet in pattern stitch (stripes). Work according to schematic without increasing or decreasing. Work three rounds of single crochet (US) edging. For fourth round of edging, work as follows: \*ch6, work 3-dc bobble, ch6, skip 3 single crochet stitches, slip stitch into next single crochet stitch on round 3\*, continue from \* to \*. To use the blanket as a nursing cape, crochet crochet cord with four strands of Tre.

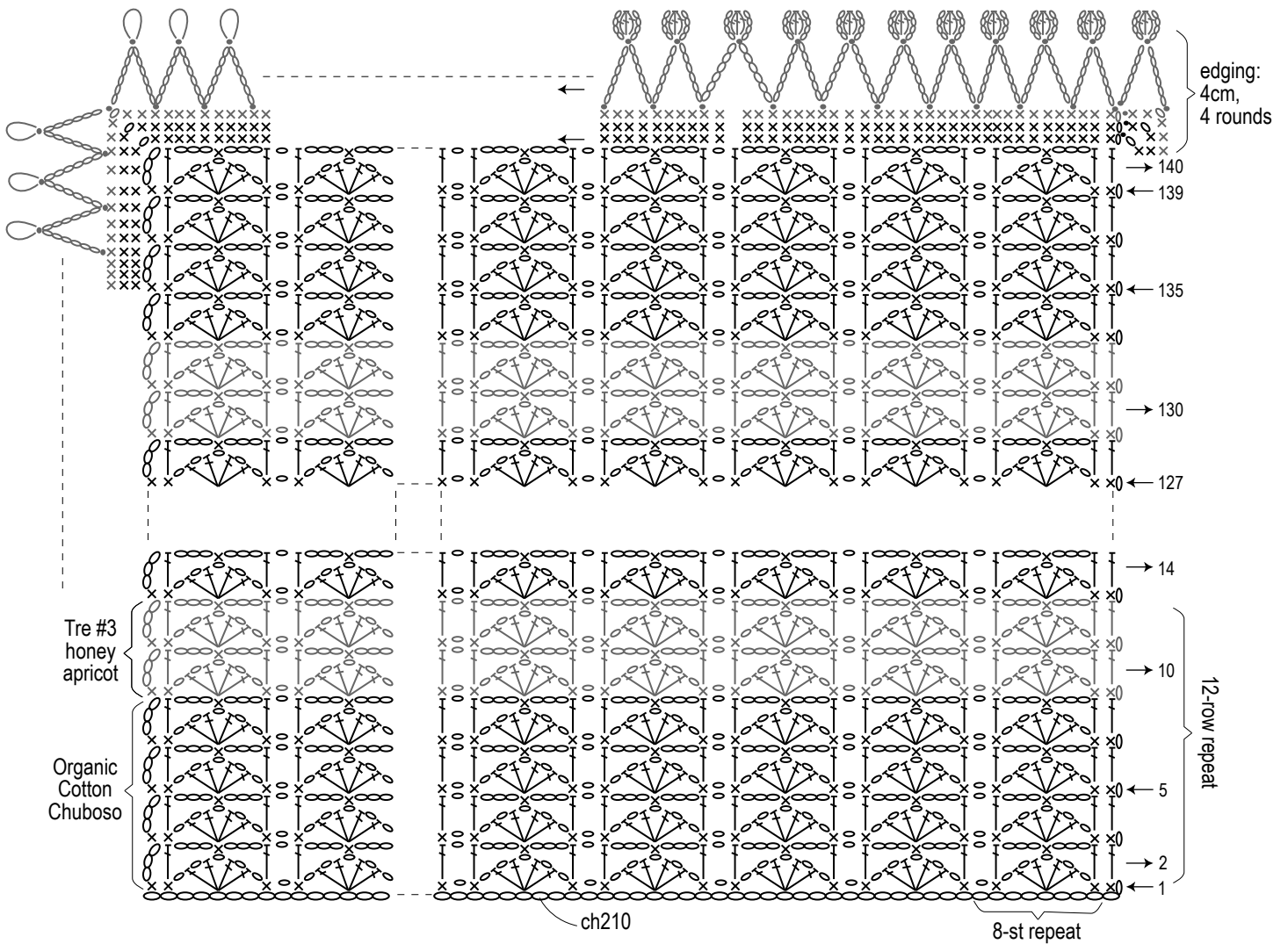
## Abbreviations:

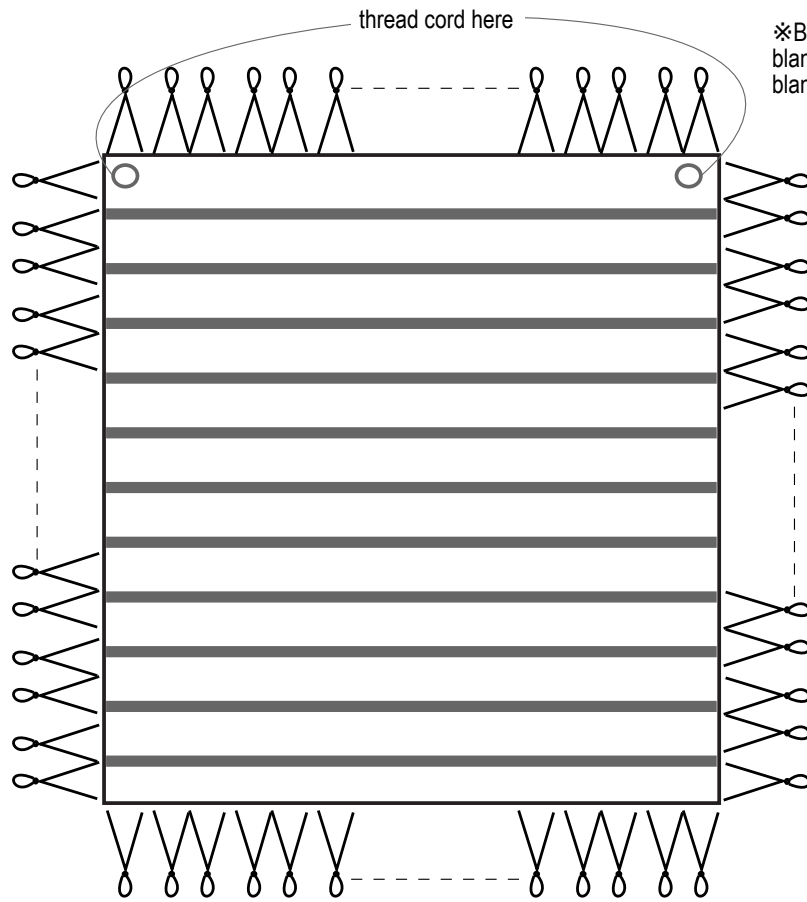
ch = chain  
dc = double crochet (US)

# Blanket



## Pattern stitch (2.3mm hook)





※By threading cord through blanket, you can also use the blanket as a nursing cape.

**Cord** (4.0mm hook)  
Crochet with 4 strands of Tre held together.

