

28-24 Summer Sweater



Suggested yarn:

- Pierrot Yarns Pastel Color Nep [40% rayon, 39% linen, 21% cotton; 55 yds/50m per 1.423 oz./30g skein]; color #5 light lavender, 10 skeins [470g]

Tools/Notions:

- 3.9mm (approx. US 6) knitting needles (both straight *and* circular) or size necessary to achieve gauge

Finished measurements:

- bust 92cm/36.22"
- length 55.5cm/21.85"

Gauge (10cm/4" square):

- pattern stitch A, B: 25 sts and 28.5 rows

Gauge may vary according to individual knitting style. Change needle size if necessary to achieve gauge. Alternatively, rework pattern with your own gauge measurements.

Knitting Tips

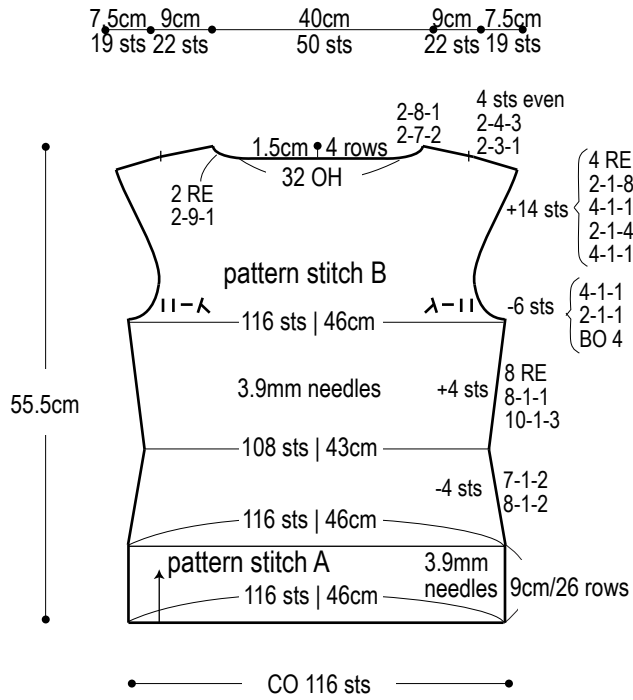
Body: Cast on with long-tail cast-on method and begin knitting. Work in pattern stitches A and B according to schematics. Shape armscyes by working fully fashioned decreases 4 stitches in from the edge.

Finishing: Seam shoulders with three-needle bind-off. Seam sides with mattress stitch. In order to continue center front stitches in pattern, work collar in the round. Bind off in pattern (that is, knit the knit stitches and purl the purl stitches).

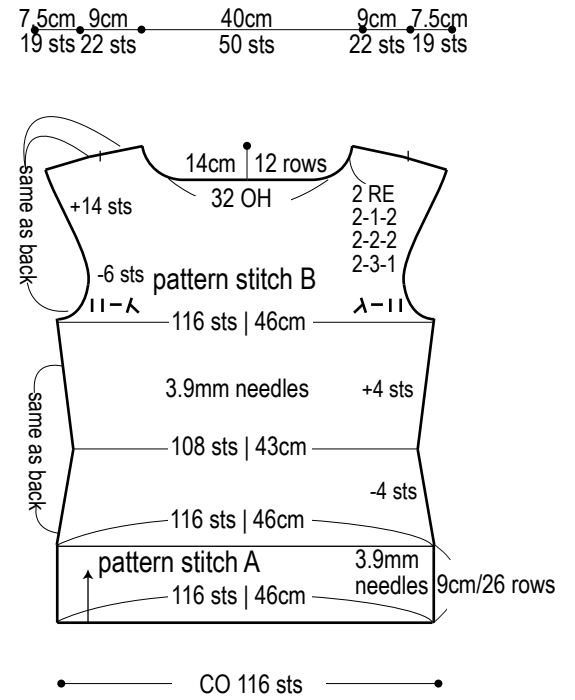
Abbreviations:

- BO = bind off
- CO = cast on
- OH = on hold (place stitches on stitch holder)
- PU = pick up
- RE = row(s) even
- #-#-# = rows-stitches-times

Back

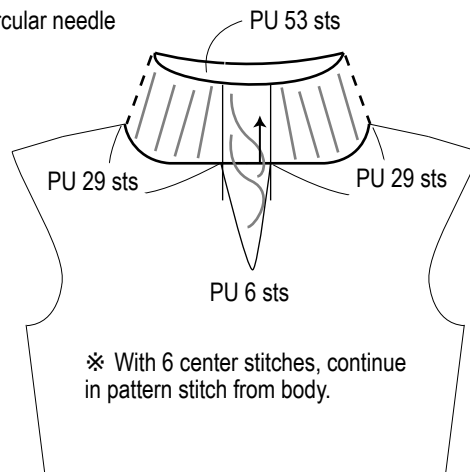


Front



Collar

3.9mm circular needle



Pattern stitch A, B

□ = ▢ purl stitch

