

22-23-22 Contrast Sweater



Suggested yarn:

- *original suggestion (now discontinued):*
 - Pierrot Yarns Cashmere Lamb's Wool [90% lambswool, 10% cashmere; 175 yds/160m per 1.76 oz./50g skein];
 - color 2222, 7 skeins [325g]
 - color 2221, 1 skein [10g]
- *recommended substitute:*
 - Pierrot Yarns Fine Merino [100% extra fine merino; 103 yds/94m per 1.06 oz./30g skein];
 - color A, 11 skeins [325g]
 - color B, 1 skein [10g]

Tools/Notions:

- 3.6mm (approx. US 5), 3.9mm (approx. US 6), and 4.2mm (approx. US 7) knitting needles or sizes necessary to achieve gauge

Finished measurements:

- bust 90cm/35.43"
- cross back width 36cm/14.17"
- length 58cm/22.83"
- sleeve length 54cm/21.26"

Gauge (10cm/4" square):

- stockinette stitch: 26 sts and 35 rows
- pattern stitch: 26 sts and 33 rows

Gauge may vary according to individual knitting style. Change needle size if necessary to achieve gauge. Alternatively, rework pattern with your own gauge measurements.

Knitting Tips

Body: Cast on for lower body with crochet provisional cast-on method and work in pattern stitch B, then pattern stitch A. Place stitches on hold. For upper body, pick up stitches from provisional cast-on edge and work in stockinette stitch, immediately starting armscye shaping.

Collar: For back collar, continue from body, increasing 1 stitch at each edge. For front collar, pick up stitches from neckline and knit. Seam front and back collar together on wrong side with slip stitch seam.

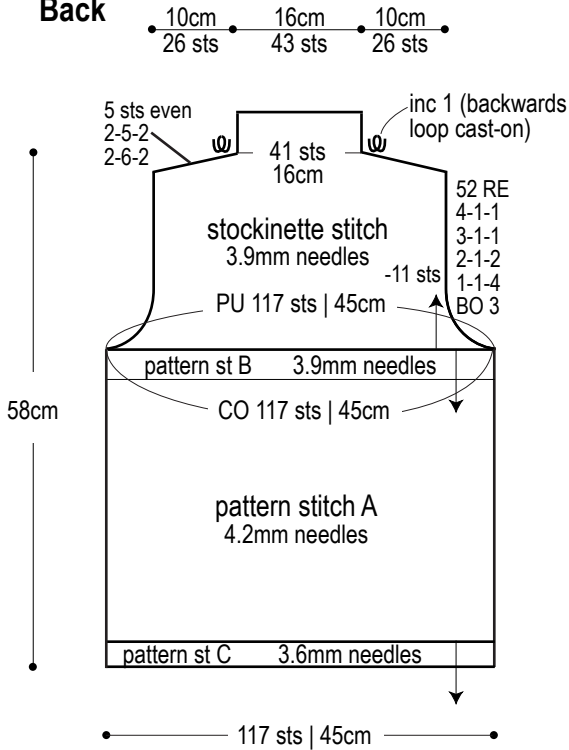
Sleeve: Cast on with crochet provisional cast-on method and work in stockinette stitch. After seaming side edges of sleeve with mattress stitch, work cuff in the round.

Finishing: Seam shoulders with slip stitch seam. Seam sides and collar with mattress stitch. Work edging at hem in pattern stitch C in the round; bind off with slip stitch from the wrong side. Attach sleeves to body with slip stitch seam.

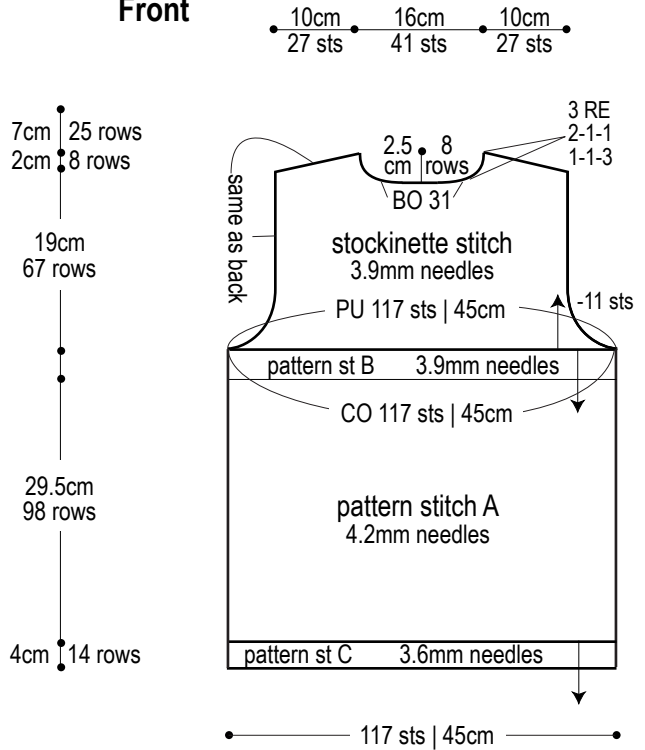
Abbreviations:

BO = bind off
CO = cast on
inc = increase
PU = pick up
RE = row(s) even
= rows-stitches-times

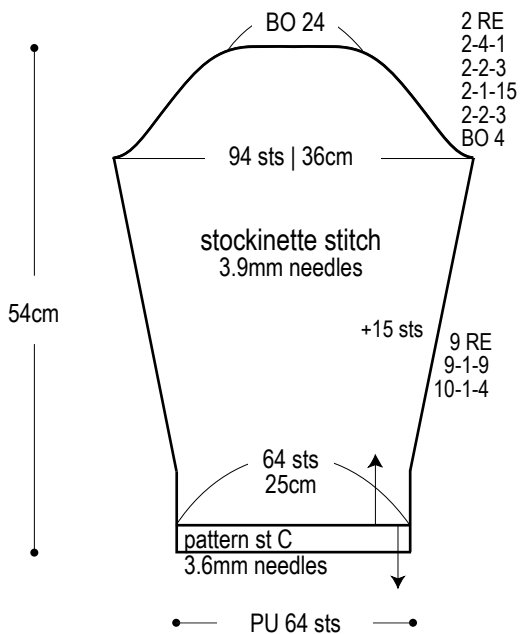
Back



Front



Sleeve



Front collar

stockinette stitch; 3.6mm needles

