

211s-19 Ami Cotton Purse



Suggested yarn:

- Pierrot Yarns Ami Cotton (Bulky) [100% cotton; 115 yds/105m per 3.42-3.53 oz./97-100g hank];
 - color #01 off-white, 2 hanks [160g]
 - color #07 Egyptian blue, 3 hanks [225g]
- Pierrot Yarns Ami Cotton Space Dye (Bulky) [100% cotton; 115 yds/105m per 3.42-3.53 oz./97-100g hank];
 - color #31 pink, 2 hanks [140g]

Tools/Notions:

- 5.0mm (US H) crochet hook or size necessary to achieve gauge

Finished measurements:

- Please see schematics.

Gauge (10cm/4" square):

- single crochet (US): 13 sts and 14.5 rows
- pattern stitch: 10.5 sts and 10.5 rows

Gauge may vary according to individual crochet style. Change hook size if necessary to achieve gauge. Alternatively, rework pattern with your own gauge measurements.

Crochet Tips

Body: Chain to create foundation row and work in pattern stitch (stripes). Working stitches into rows of body sides, crochet mouth of bag.

Handles: Chain 54 and attach to mouth of bag where indicated.

Finishing: Join yarn to fold line; begin crocheting sides. Working into chains for handles, crochet handles and side sections together in the round. Fold to inside along fold line; whipstitch to single crochet (US) stitches. Fold handles and sides to the inside in the same manner and whipstitch in place.

Abbreviations:

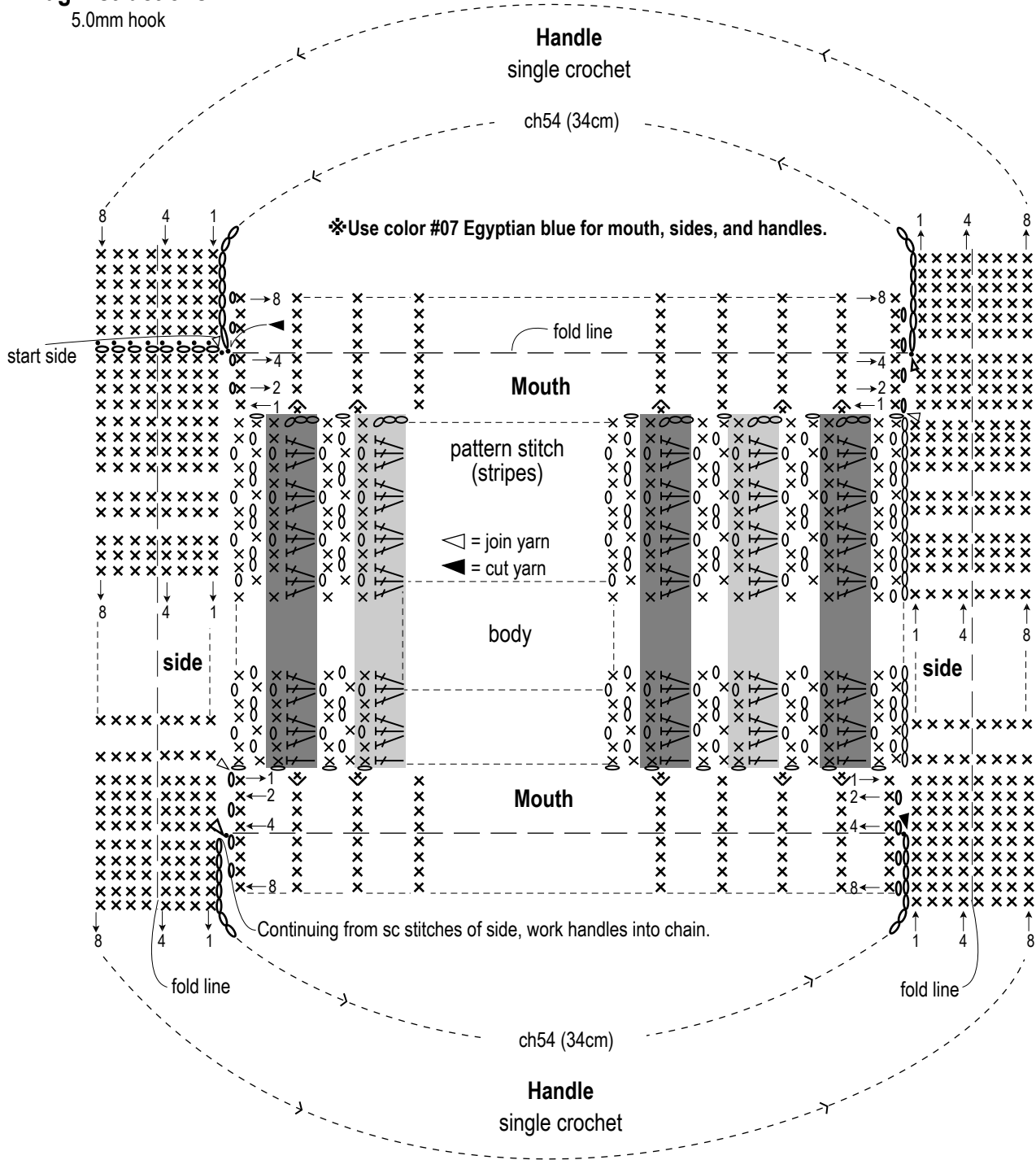
ch = chain

rep = repeat(s)


sc = single crochet (US)

Bag instructions

5.0mm hook



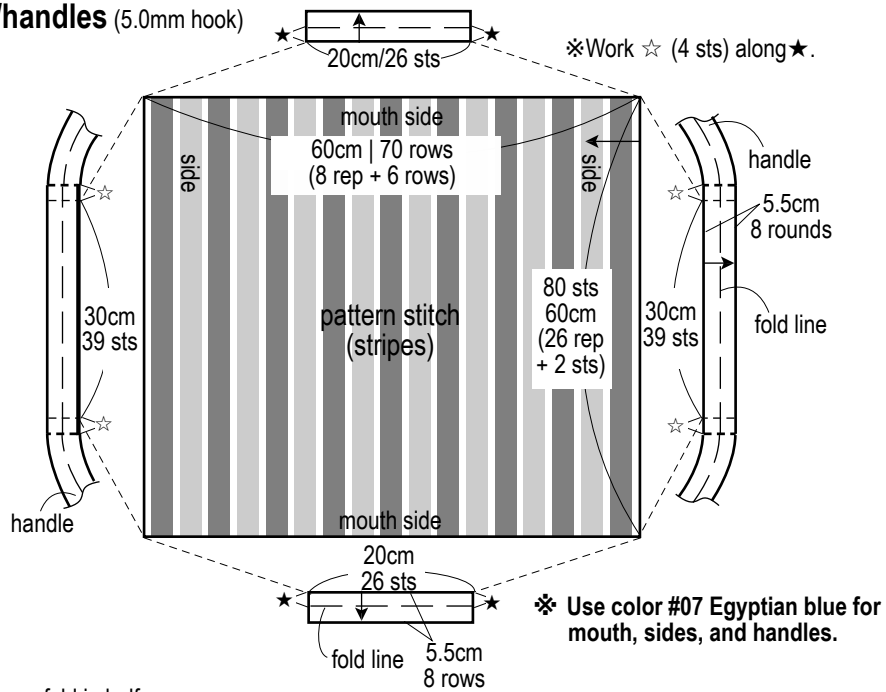
Pattern stitch (5.0mm hook)



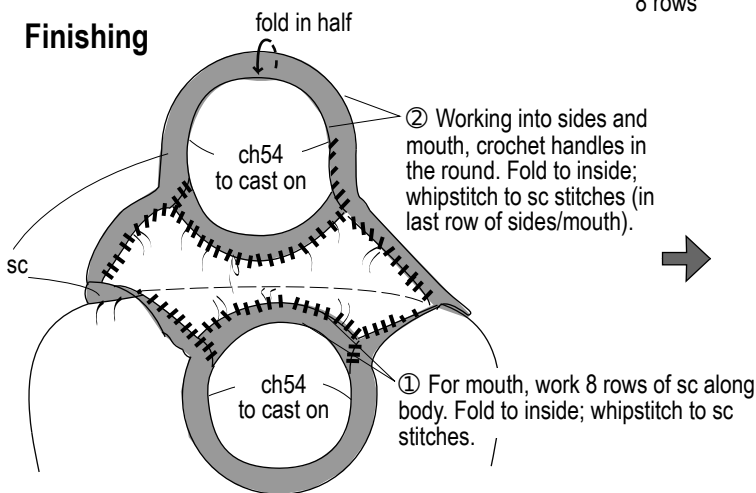
Color sequence

- = Ami Cotton, color #07 Egyptian blue
- = Ami Cotton Space Dye, color #31 pink
- everything else = Ami Cotton, color #01 off-white

Body/mouth/handles (5.0mm hook)



Finishing



Finished item

