

Fiore Raglan



Suggested yarn:

Keito-Zakka Stores Fiore [100% cotton; 148 yds/135m per 1.41 oz./40g skein]; color #4 cosmos pink/corn yellow/green tea mix, 3 skeins [100g]

Tools/Notions:

2.7mm (approx. US 2), 3.0mm (US 2½), and 3.3mm (approx. US 3) knitting needles or sizes necessary to achieve gauge

Finished measurements:

chest 66cm/25.98"

Gauge (10cm/4" square):

stockinette stitch (with 3.0mm needles): 24 sts and 35 rows

Gauge may vary according to individual knitting style. Change needle size if necessary to achieve gauge. Alternatively, rework pattern with your own gauge measurements.



Knitting Tips

Body: Cast on with long-tail cast-on and begin knitting in k1p1 ribbing. Continue in stockinette stitch.

Yoke: Crochet a chain for armhole and leave for later. Pick up stitches from body and bottom loops of chain; work in the round. Work in stockinette stitches with evenly spaced decreases. Change needle size and work k1p1 ribbing. Bind off with 1x1 tubular bind-off.

Finishing: Referring to schematics, pick up stitches around armscyes and work cuff in k1p1 ribbing. Bind off with 1x1 tubular bind-off. Seam sides with mattress stitch.

Abbreviations:

BO = bind off

ch = chain

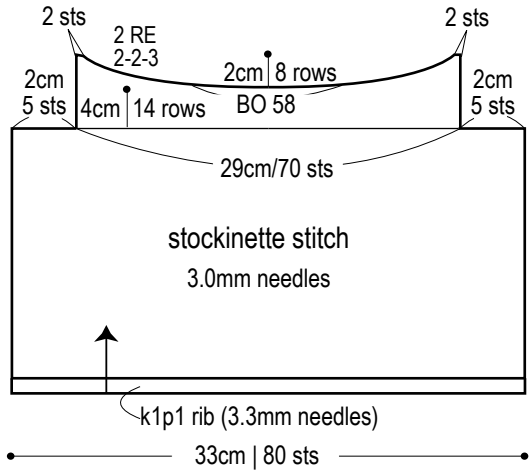
CO = cast on

PU = pick up

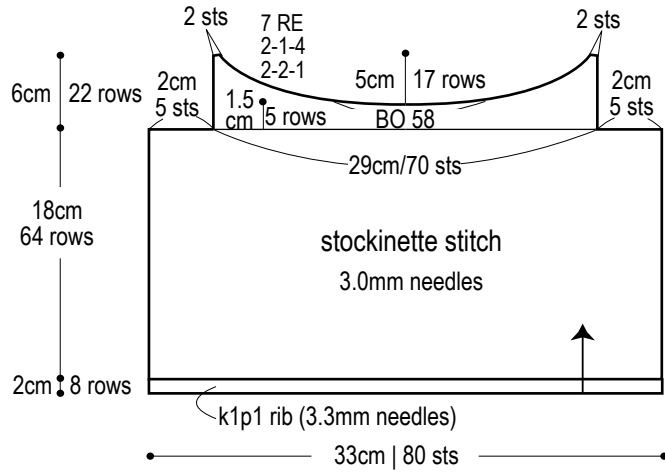
RE = row(s) even

= rows-stitches-times

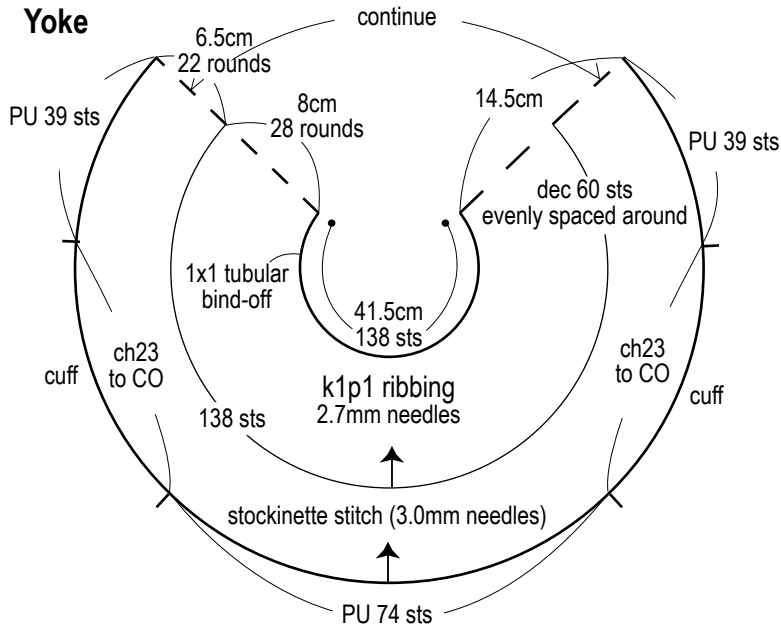
Back



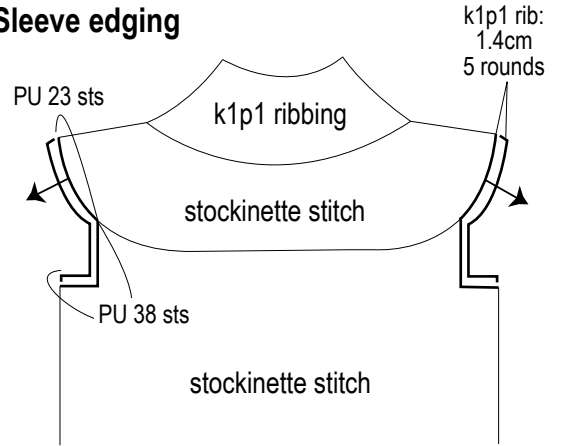
Front



Yoke



Sleeve edging



Yoke decreases

