

211-23h Blossom Slippers



Suggested yarn:

- Pierrot Yarns Pastel Color Nep [40% rayon, 39% linen, 21% cotton; 55 yds/50m per 1.23 oz./35g skein]; color #6 light mottled pink, 4 skeins [130g]

Tools/Notions:

- 3.0mm (approx. US C or D) crochet hook or size necessary to achieve gauge

Finished measurements:

- foot length 24cm/9.45"

Gauge (10cm/4" square):

- No gauge information is provided in the original pattern.

Gauge may vary according to individual crochet style. Change hook size if necessary to achieve gauge. Alternatively, rework pattern with your own gauge measurements.

Crochet Tips

Body: Working from foundation chain (28 sts) and referring to chart, crochet right and left slippers. (Right and left slippers are identical.)

Corsage: Create magic ring and crochet 3 large and 2 small motifs. Thread yarn through all 5 motifs, forming 1 flower corsage. Make 2 corsages.

Abbreviations:

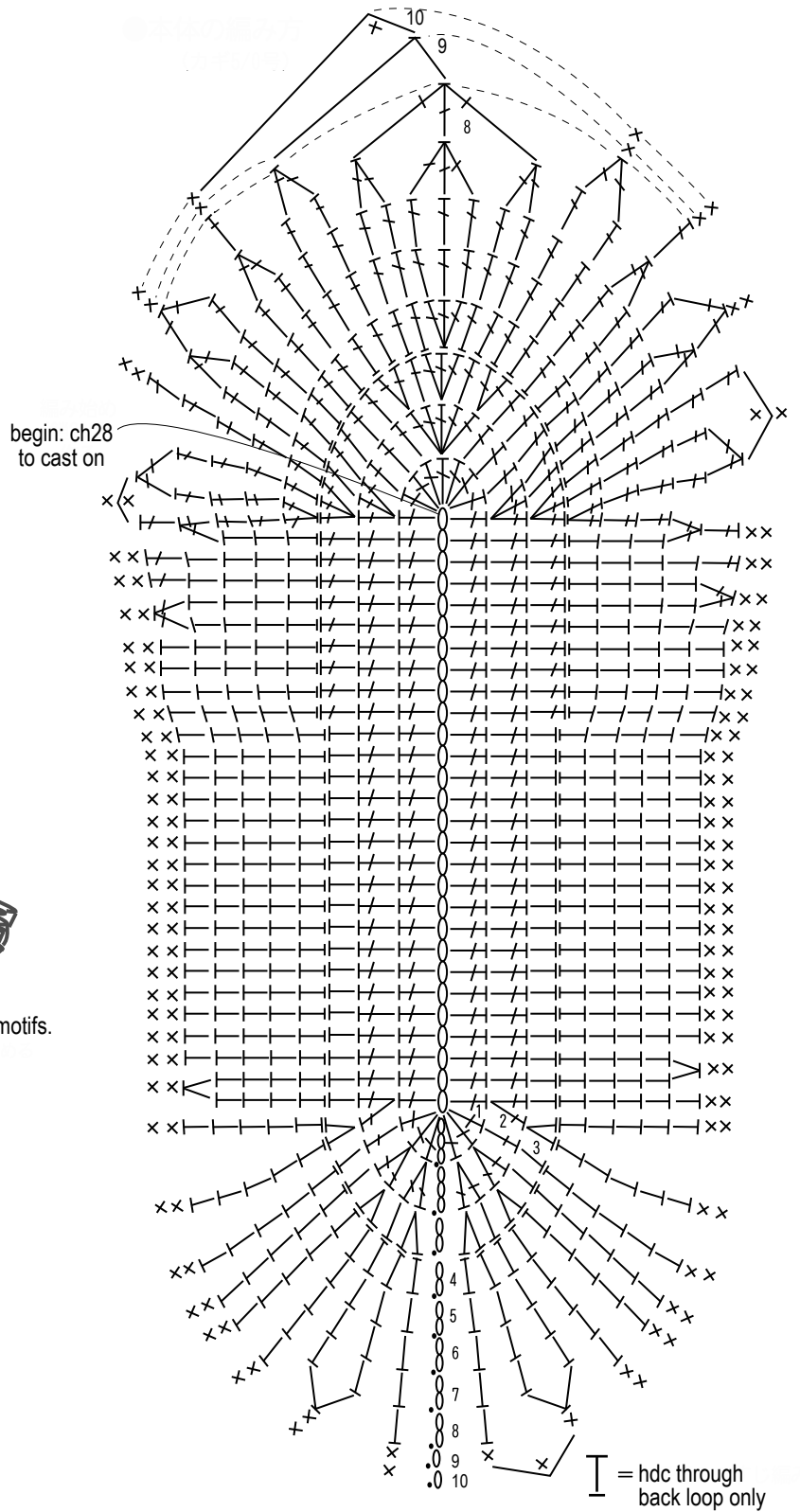
ch = chain

hdc = half double crochet (US)

m = magic ring

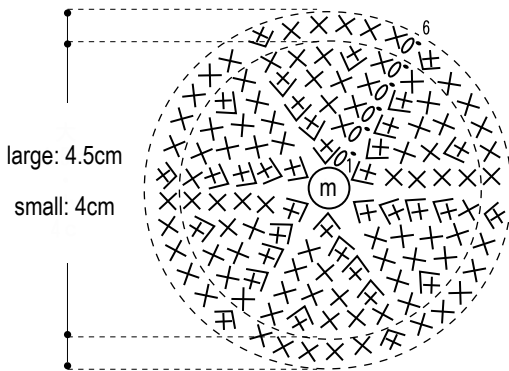
Instructions for body of slipper

3.0mm hook

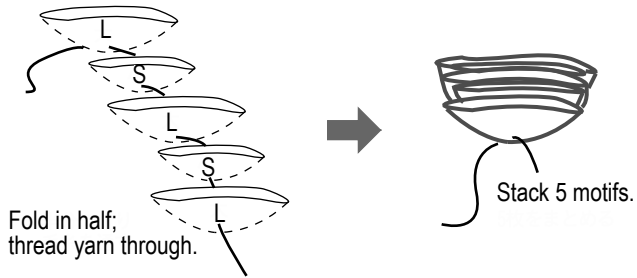


Instructions for corsage (3.0mm hook)

large motif: make 6
small motif: make 4

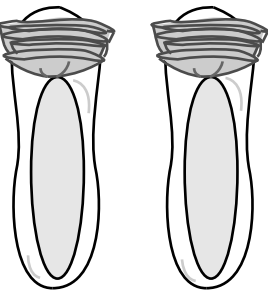


How to assemble corsage



Fold in half,
thread yarn through.

Stack 5 motifs.



sole length
24cm

Attach corsages to slippers.

I = hdc through
back loop only