

Grayish Ramie Cami

© Pierrot Yarns (Gosyo Co., Ltd.). Translation by Linda Lanz.



Materials

- Keito-Zakka Stores Grayish Ramie [77% rayon, 23% ramie; 164 yds/150m per 1.41 oz./40g skein]; color #40 aonezumi; 4 skeins [135g]
- 3.6mm (approx. US 4 or 5) knitting needles or size necessary to achieve gauge
- 3.0mm (approx. US C or D) crochet hook or size necessary to achieve gauge

Gauge

Gauge is measured in a swatch 10cm/4" square.

- pattern stitch: 23 sts and 30 rows
- garter stitch: 23 sts and 35 rows

Finished measurements

- width 35.5cm/13.98" • length 135cm/53.15"

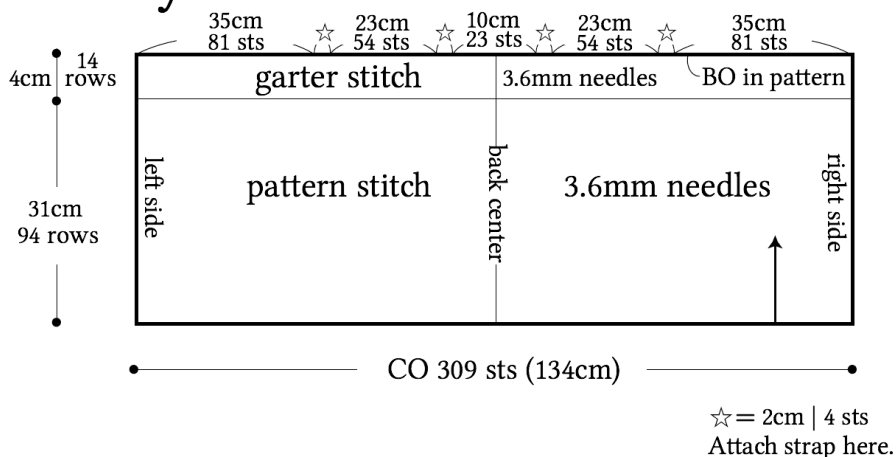
Knitting Tips

Body: Cast on with long-tail cast-on method. Work in pattern stitch, then garter stitch. When finished, bind off in pattern.

Finishing: Working stitches along both sides and hem, work 1 row of sc edging. Crochet shoulder straps and attach where indicated.

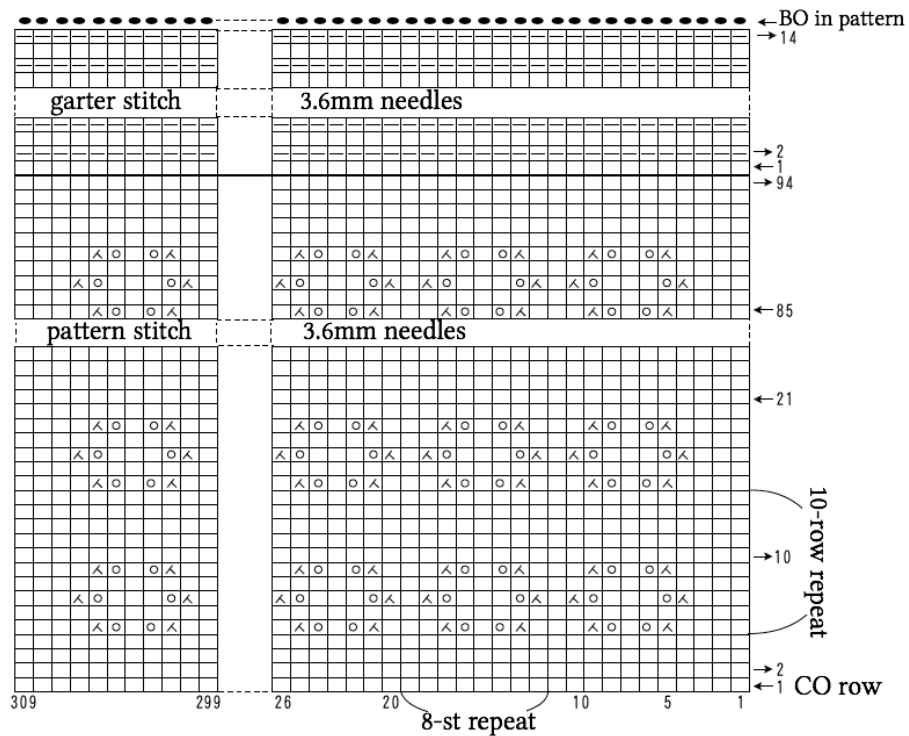
Abbreviations: BO = bind off; CO = cast on; dc = double crochet (US); sc = single crochet (US)

body



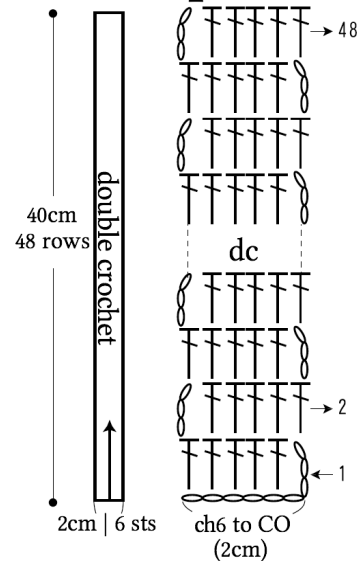
●pattern stitch & garter stitch

□ = □ knit stitch

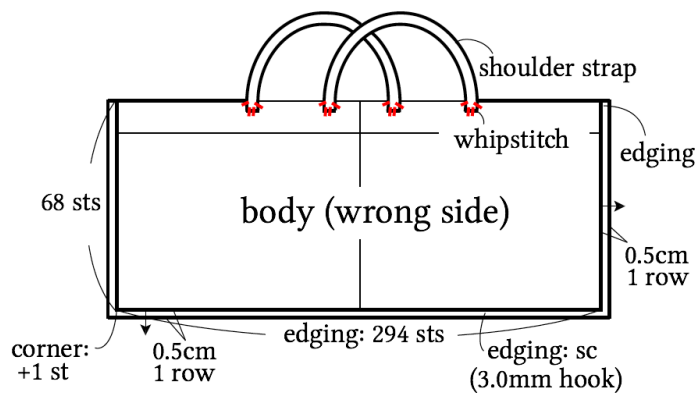


●strap

3.0mm hook



●finishing



●finished item

