

# 27-28-16 Pullover

© Pierrot Yarns (Gosyo Co., Ltd.). Translation by Linda Lanz.



## **Materials**

- Pierrot Yarns Air Soft [45% acrylic, 40% wool, 15% nylon; 44 yds/ 40m per 1.41 oz./40g skein]; color #30 brown; 17 skeins [680g]
- 6.0mm (US 10 and 6.6mm (approx. US 10½) straight knitting needles or sizes necessary to achieve gauge
- 6.0mm (US 10) double-pointed or circular knitting needles or size necessary to achieve gauge

## **Gauge**

- pattern stitch: 12 sts and 16 rows = 10cm/4" square

## **Finished measurements**

- chest 108cm/42.52"
- cross back width 42cm/16.54"
- length 64cm/25.20"
- sleeve length 58cm/22.83"

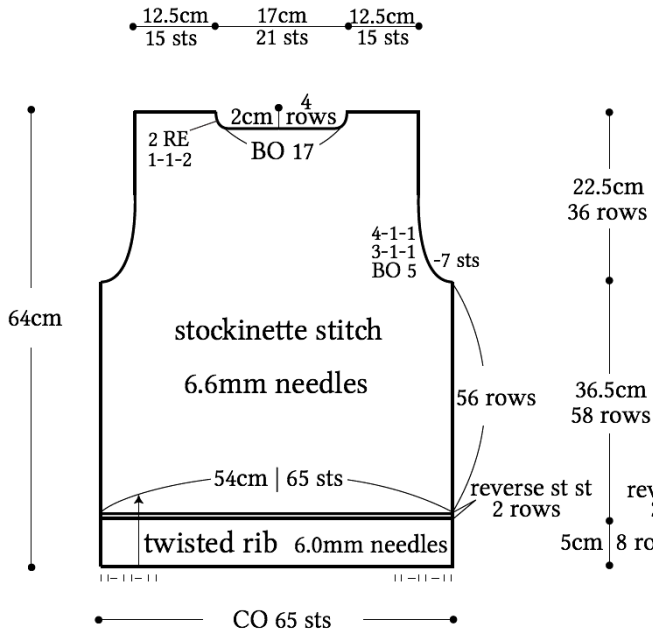
## **Knitting Tips**

**Body and sleeves:** Cast on with long-tail cast-on method and work in twisted rib followed by two rows of reverse stockinette stitch. Continue in stockinette stitch. Shape armholes, neckline, and sleeve cap by binding off stitches and working fully fashioned decreases (1 stitch in from the edge). Shape sleeve edges (other than sleeve cap) by working lifted increases.

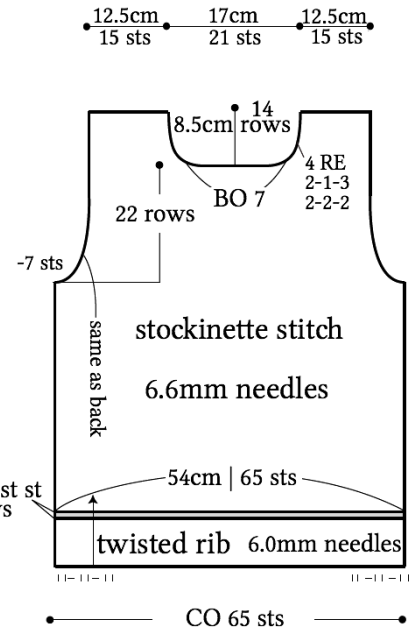
**Finishing:** Join shoulders with three-needle bind-off. Pick up stitches along neckline and work twisted rib in the round. When finished, bind off in pattern. Join sides and sleeve undersides with mattress stitch. Join sleeves to body with slip stitch seam.

**Abbreviations:** BO = bind off; CO = cast on; PU = pick up; RE = row(s) even; st st = stockinette stitch

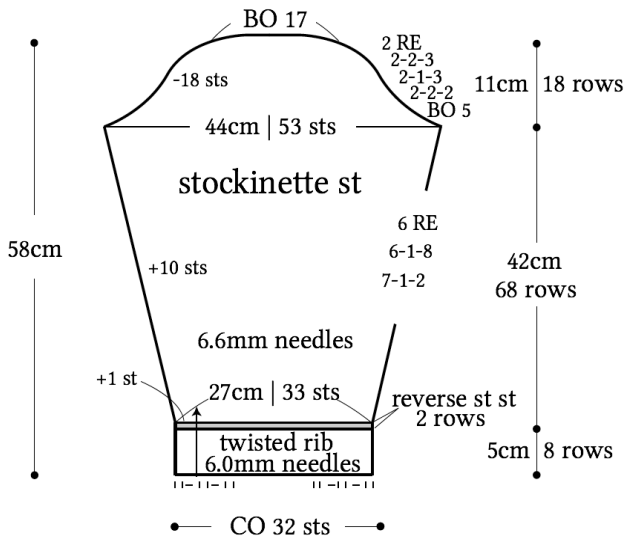
## ●back



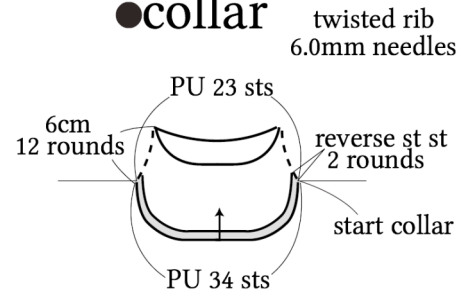
## ●front



## ●sleeve



## ●collar



## ●twisted rib

