

25-26-21 Cabled Pullover

© Pierrot Yarns (Gosyo Co., Ltd.). Translation by Linda Lanz.



Materials

- Pierrot Yarns Junmo Namibuto2 [100% superwash wool; 79 yds/72m per 1.41 oz./40g skein]; color #119; 16 skeins [630g]
- 4.5mm (US 7) straight knitting needles or size necessary to achieve gauge
- 4.2mm (approx. US 6) and 4.5mm (US 7) circular knitting needles or sizes necessary to achieve gauge
- cable needle

Gauge

- pattern stitch: 20 sts and 24 rows = 10cm/4" square
- cable pattern: 10 sts = 4cm/1.57" and 24 rows = 10cm/4"

Finished measurements

- chest 110cm/43.31"
- cross back width 47cm/18.50"
- length 66cm/25.98"
- sleeve length 56.5cm/22.24"

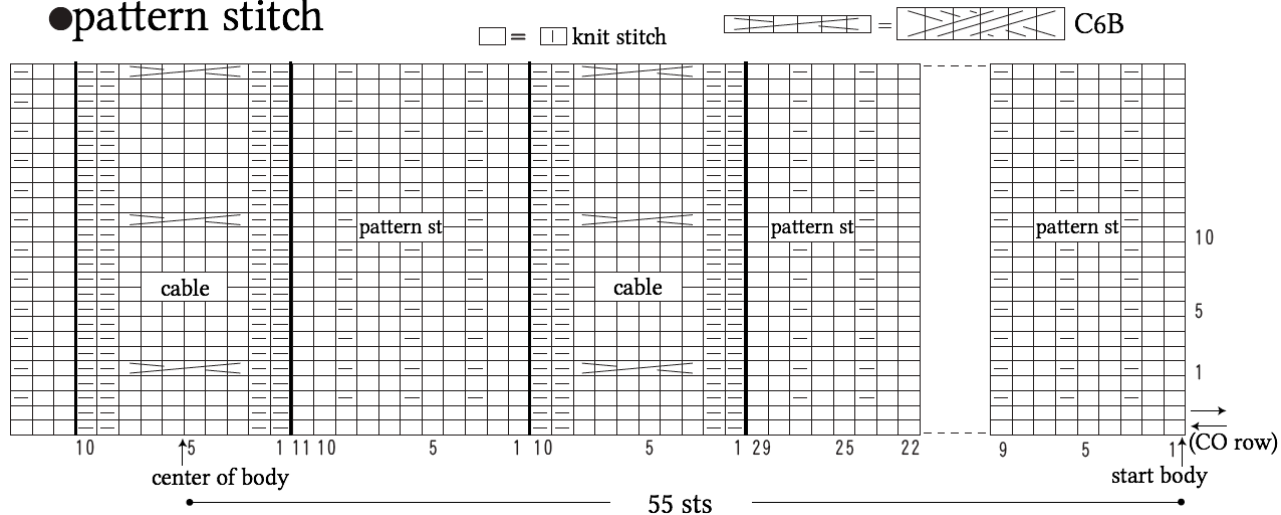
Knitting Tips

Body and sleeves: Cast on with long-tail cast-on method and work in pattern stitch and cable pattern. For neckline shaping, bind off stitches and work decreases at edges.

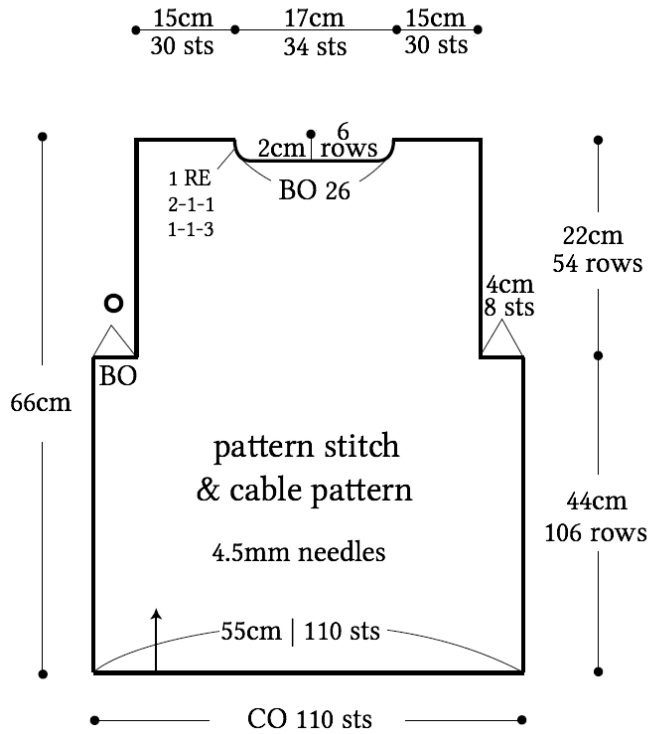
Finishing: Bind off with three-needle bind-off. Pick up stitches around neckline and work k1p1 ribbing in the round. Bind off with tubular 1x1 bind-off. Attach sleeves to body with stitches-to-rows mattress stitch. Starting from hem, seam sides and sleeve undersides with mattress stitch.

Abbreviations: BO = bind off; CO = cast on; PU = pick up; RE = row(s) even; rnds = rounds

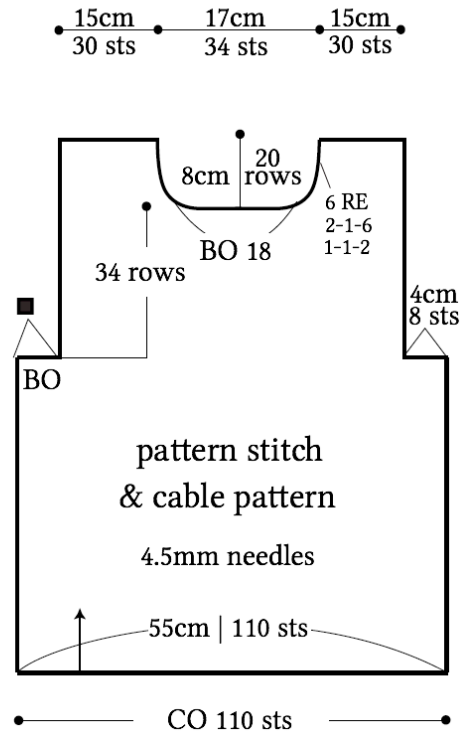
● pattern stitch



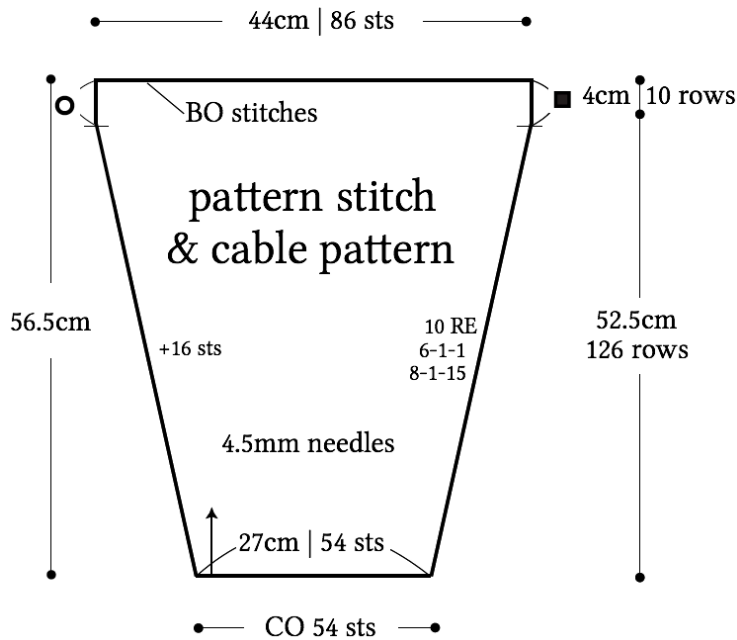
●back



●front



●sleeve



●collar

