

amicomo7-11 Tea Set

© Pierrot Yarns (Gosyo Co., Ltd.). Translation by Linda Lanz.



Materials

- Pierrot Yarns Soft Merino [100% merino wool; 104 yds/95m per 1.41 oz./40g skein];
 - tea cosy:
 - color #6 light beige; 1 skein [10g]
 - color #7 brown; 2 skeins [75g]
 - color #8 wine red; 1 skein [10g]
 - placemat:
 - color #6 light beige; 1 skein [5g]
 - color #7 brown; 1 skein [5g]
 - color #8 wine red; 1 skein [5g]
 - coasters:
 - color #6 light beige; 1 skein [35g]
 - color #7 brown; 1 skein [25g]
 - color #8 wine red; 1 skein [15g]

- 3.0mm (approx. US C or D) and 4.0 (US G) crochet hooks or sizes necessary to achieve gauge

Gauge

- small motif: 7cm/2.76" square
- large motif: 9cm/3.54" square

Finished measurements

- See schematics.

Crochet Tips

Tea cosy: Chain to cast on and, working first round into bottom loops of chain, work in pattern stitch in joined rows. Create magic ring and crochet small motif. Starting from second motif, join all six motifs on the final round according to schematics, forming a loop. Place loop of motifs in side position and whipstitch in place. Attach decorative loop to top.

※ Only body of tea cosy is worked with yarn held doubled.

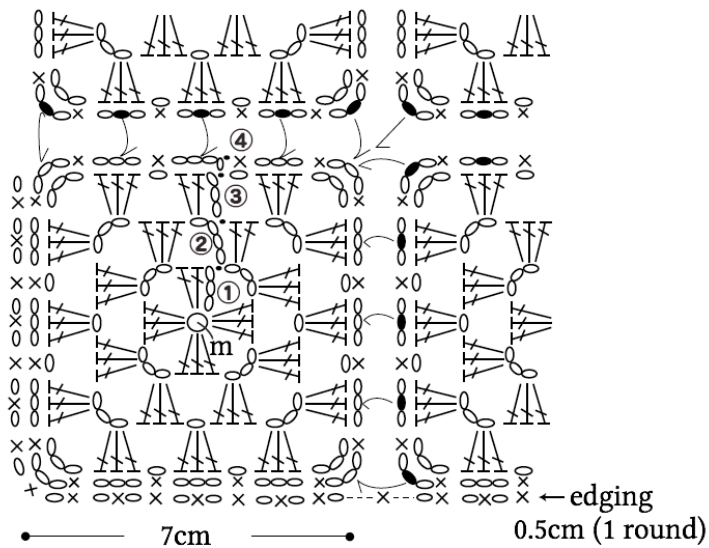
Coasters: Create magic ring and crochet large motif.

Placemat: Create magic ring and crochet small motif. Make 20 motifs, joining on the last round according to schematics in order from 1 to 20. Crochet edging.

Abbreviations: CO = cast on; dc2tog = double crochet 2 together; m = magic ring; rnds = rounds; sc2tog = single crochet 2 together

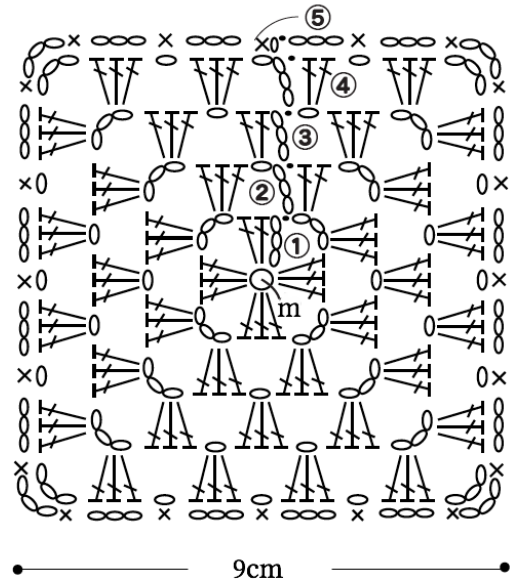
● small motif; placement join method

3.0mm hook



● large motif

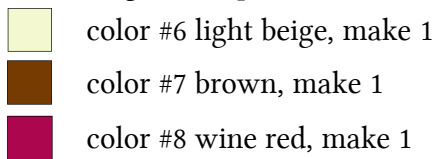
3.0mm hook



※ Join motifs as you go by working slip stitch into tips of stitches marked with ●.

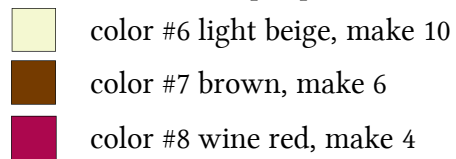
Coasters

1 large motif per coaster

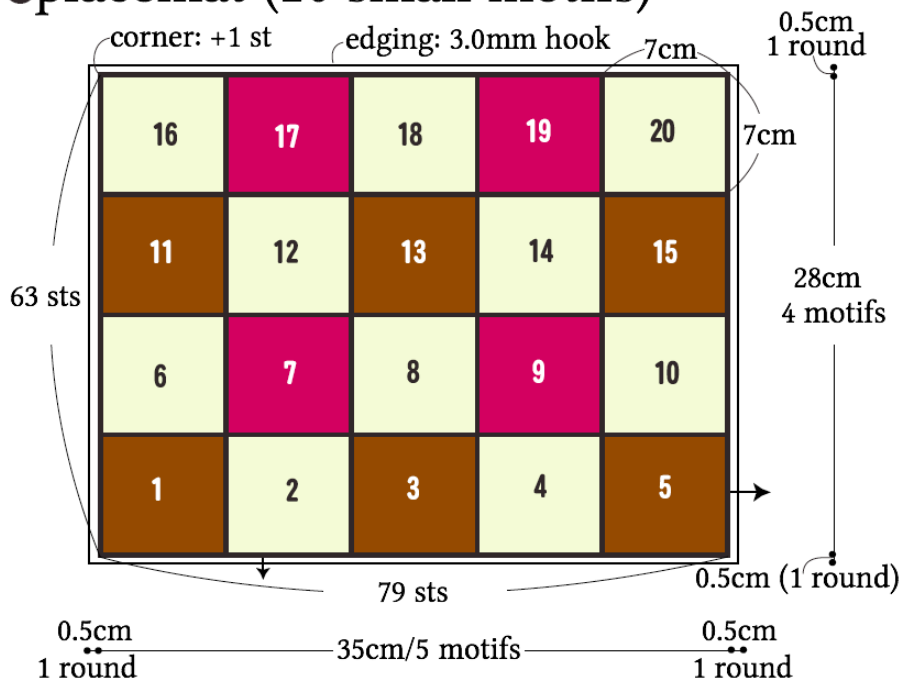


Placemat

20 small motifs per placemat

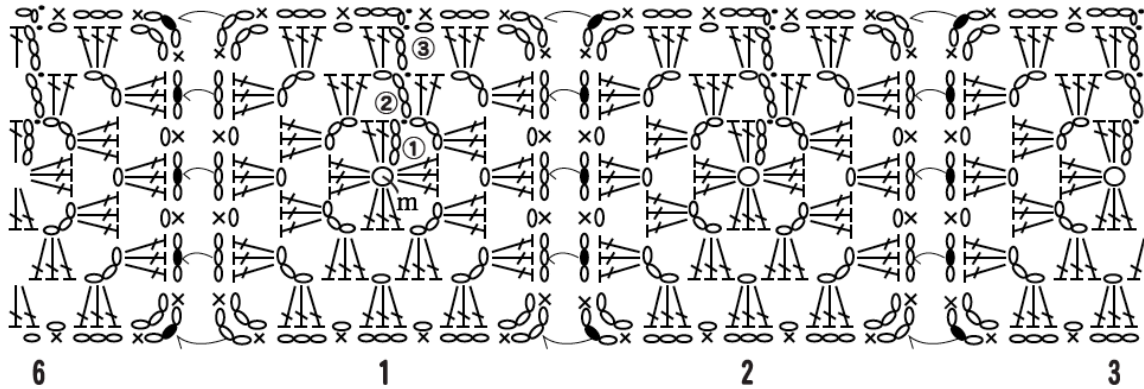


● placemat (20 small motifs)




●tea cosy: join method for small motifs

3.0mm hook



tea cosy motifs (6 small motifs)

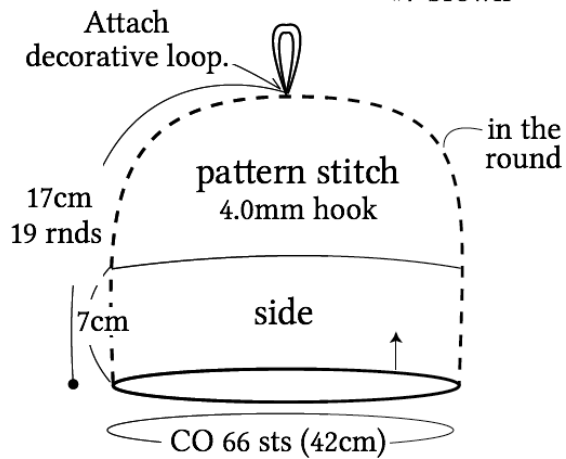


- color #6 light beige, make 3
- color #8 wine red, make 3

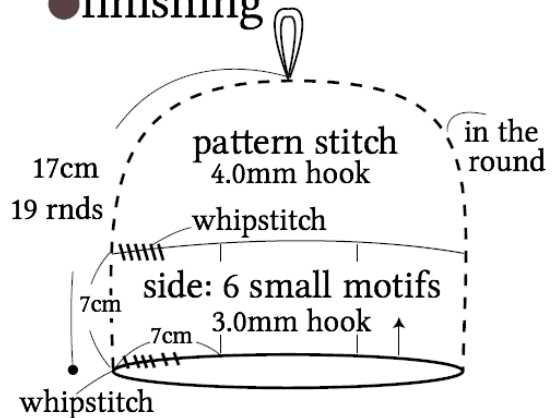
●body of tea cosy

※Body alone worked with 2 strands.

#7 brown



●finishing

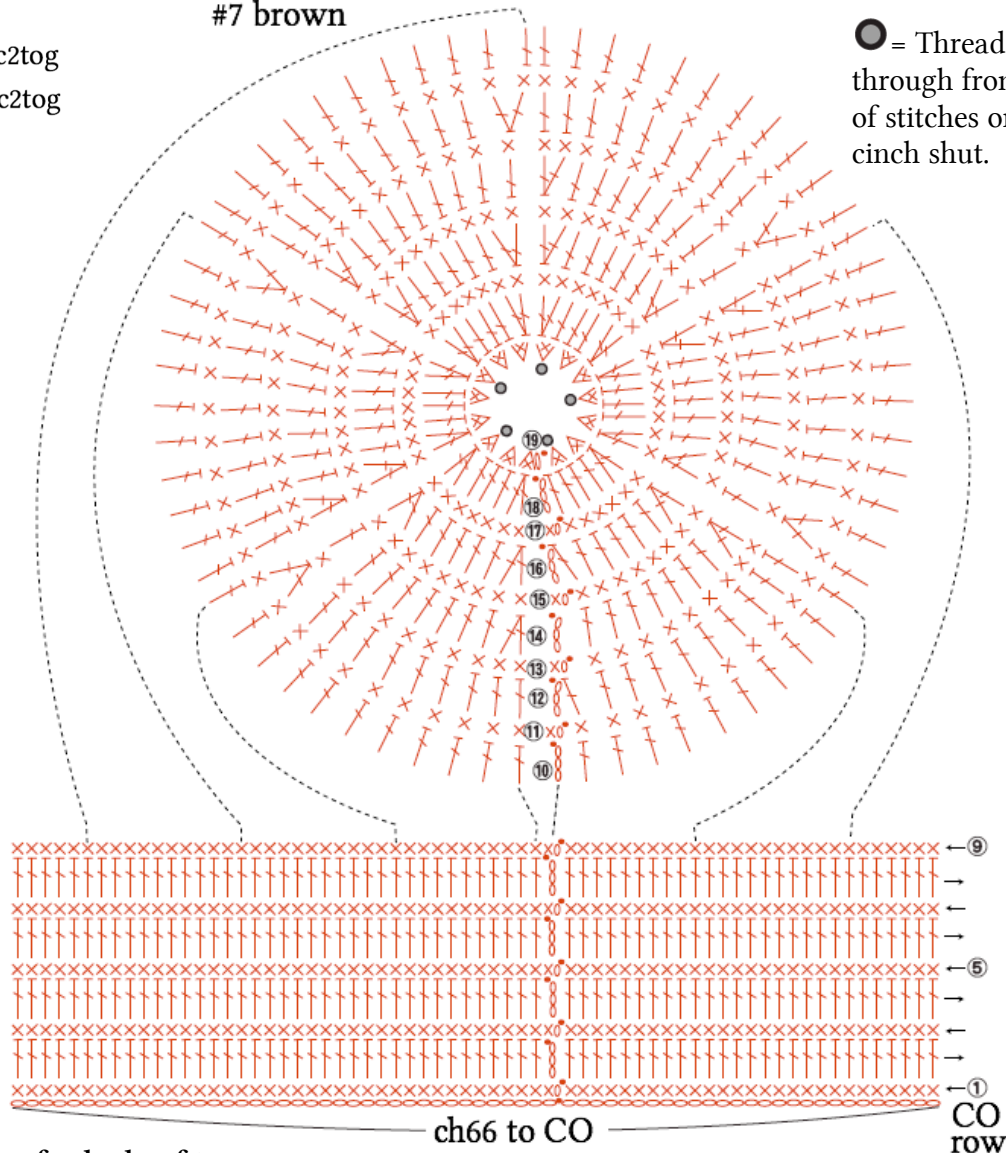


Place motifs on top of body and whipstitch into front loops of stitches.

● **body of tea cosy** 4.0mm hook
#7 brown

△ = sc2tog
∧ = dc2tog

● = Thread yarn through front loops of stitches only and cinch shut.

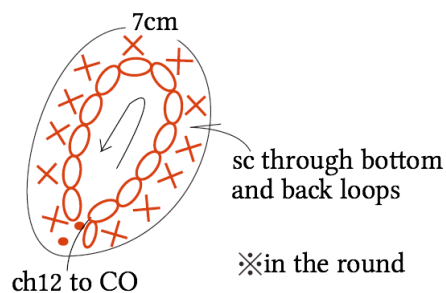


Decreases for body of tea cosy

round	stitch count
1	ch66 to cast on
2-9	66 sts (work even)
10	66 sts (work even)
11	66 sts (work even)
12	60 sts (-6 sts)
13	60 sts (work even)
14	54 sts (-6 sts)
15	54 sts (work even)
16	42 sts (-12 sts)
17	42 sts (work even)
18	30 sts (-12 sts)
19	15 sts (-15 sts)

● **decorative loop**

3.0mm hook



※ Work body (but *only* body) with yarn held doubled, back-and-forth in joined rows.