

210-211-23 Alpaca Pullover

© Pierrot Yarns (Gosyo Co., Ltd.). Translation by Linda Lanz.



Materials

- Pierrot Yarns Soft Baby Alpaca [100% baby alpaca; 115 yds/105m per 1.41 oz./40g skein]; color #33 purple; 8 skeins [320g]
- 3.0mm (US 2½) and 3.6mm (approx. US 4 or 5) straight knitting needles or sizes needed to achieve gauge
- 3.0mm (US 2½) double-pointed knitting needles or size needed to achieve gauge
- 2.3mm (approx. US B) crochet hook or size needed to achieve gauge
- cable needle
- tapestry needle

Gauge

- stockinette stitch, pattern stitch: 21 sts and 26 rows = 10cm/4" square

Finished measurements

- bust 92cm/36.22"
- cross back width 38cm/14.96"
- length 59cm/23.23"
- sleeve length 54cm/21.26"

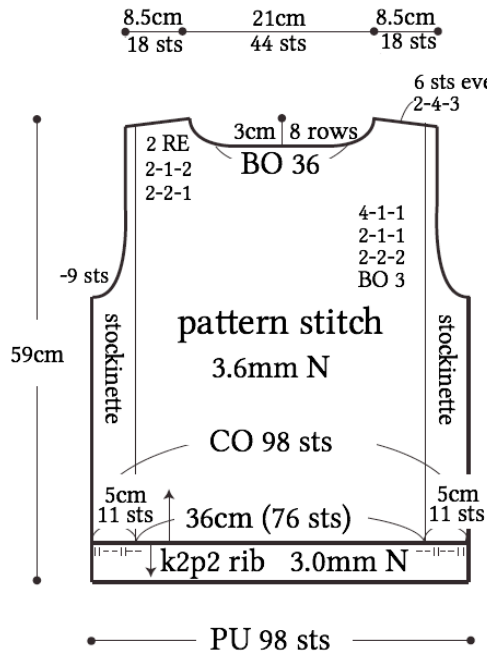
Knitting Tips

Front, back, and sleeves: Cast on with crochet provisional cast-on method. Knit front and back in pattern stitch and stockinette stitch, and knit sleeves in stockinette stitch. Pick up stitches from provisional cast-on edge and work in k2p2 ribbing. Bind off using crochet hook according to schematic.

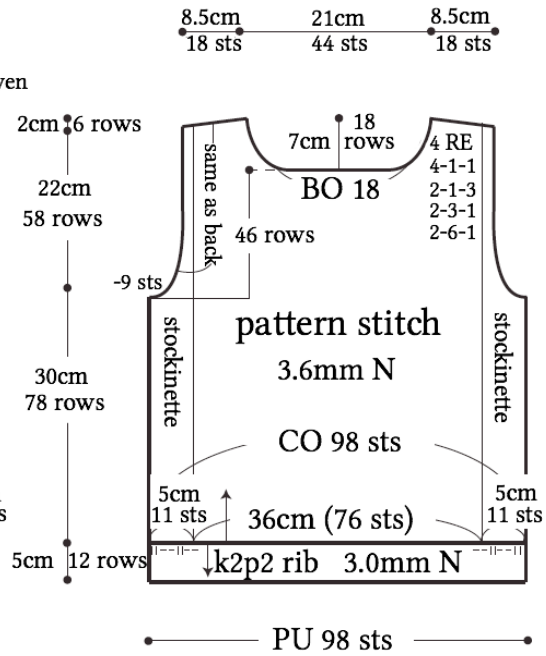
Finishing: Join sides and sleeve undersides with mattress stitch, and join shoulders with slip stitch. Work k2p2 ribbing in the round at neckline. Bind off using crochet hook according to schematic. Join sleeves to body with slip stitch.

Abbreviations: BO = bind off; CO = cast on; DPNs = double-pointed needles; N = needles; PU = pick up; RE = row(s) even

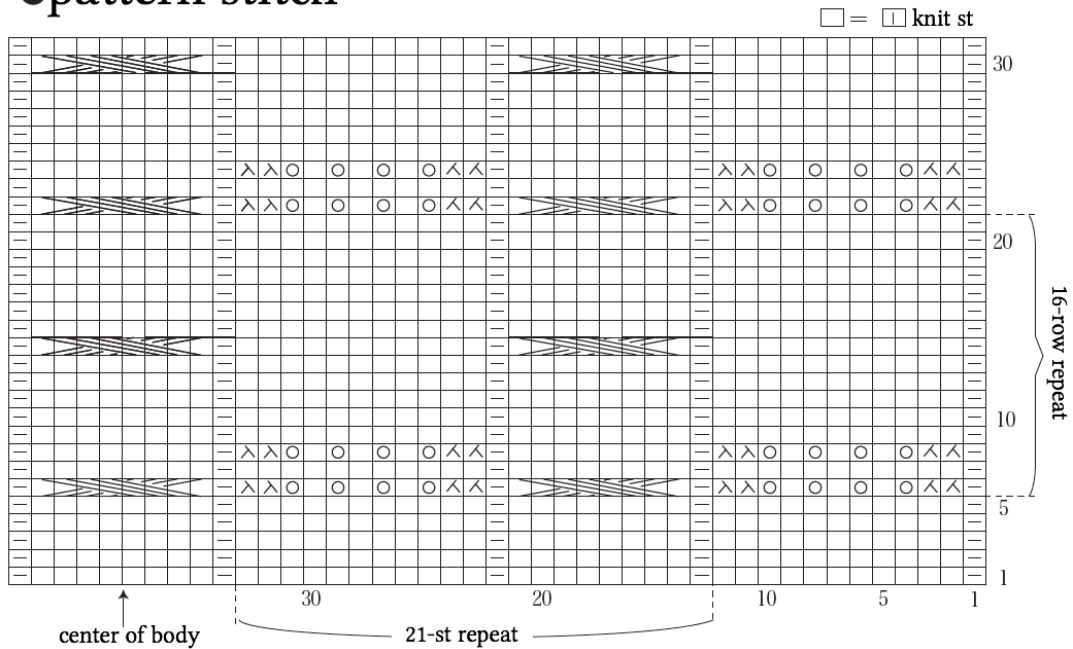
●back



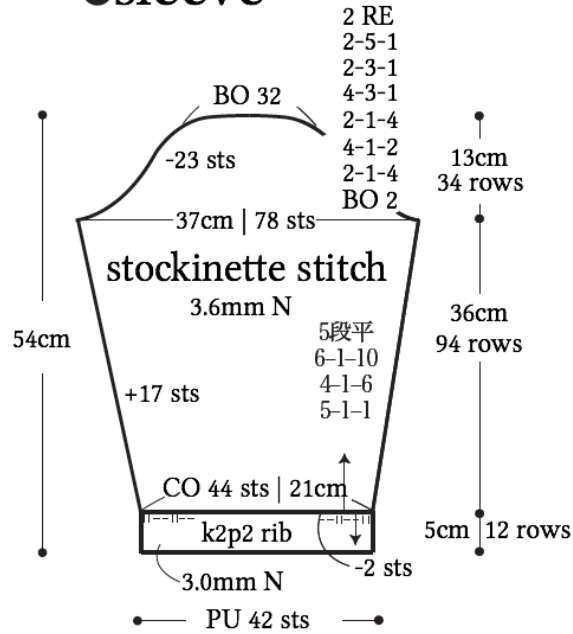
●front



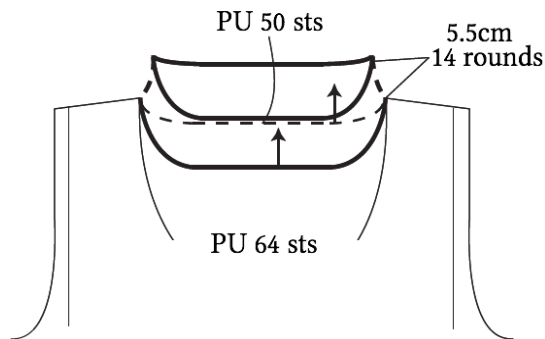
●pattern stitch



●sleeve



●collar k2p2 ribbing (3.0mm DPNs)



●k2p2 rib BO method

2.3mm hook

