

210-211-60 Oven Mitts and Potholder

© Pierrot Yarns (Gosyo Co., Ltd.). Translation by Linda Lanz.



Materials

- Pierrot Yarns Otogibanashi [44% wool; 47% acrylic, 9% nylon; 22 yds/20m per 1.76 oz./50g skein]; color #160 yellow/reddish brown mix; 4 skeins [130g]
- Pierrot Yarns Nep Tweed Old [85% acrylic, 10% wool, 5% polyester; 55 yds/50m per 1.41 oz./40g skein];
 - color #8 dark brown; 3 skeins [110g]
 - color #14 caramel; 3 skeins [110g]
 - color #1 white; 1 skein [small amount]
 - color #7 dark olive; 1 skein [small amount]
- 4.0mm (US G) and 10.0mm (US N/P) crochet hooks or sizes necessary to achieve gauge

Gauge

- single crochet (US): 7 sts and 6.5 rows = 10cm/4" square

Finished measurements

- oven mitt: 16cm/6.30" wide, 13cm/5.12" tall
- potholder: 20cm/7.87" wide, 17cm/6.69" tall

Crochet Tips

Oven Mitts (2): With Otogibanashi, crochet back side of mitt in single crochet (US) referring to schematics (*1 back piece per mitt*). With Nep Tweed Old, crochet 2 front pieces of mitt, referring to schematics (*2 back pieces per mitt*). Crochet all required parts and attach to front side. Embroider eyes, tip of nose, and whiskers. Align front pieces on top of back piece and seam with single crochet.

Potholder: With Otogibanashi, crochet face in single crochet (US) referring to schematics. Crochet ears and nose and attach to face. Embroider eyes, tip of nose, and whiskers.

Abbreviations: m = magic ring

※ Refer to schematics for yarn and color details.

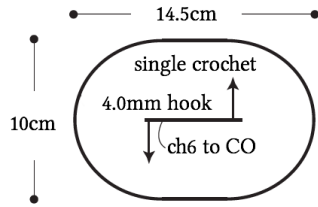
- ◁ = join yarn
- ◄ = cut yarn
- ∨ = 2 sc into same st
- ∧ = sc2tog



Oven Mitts (2)

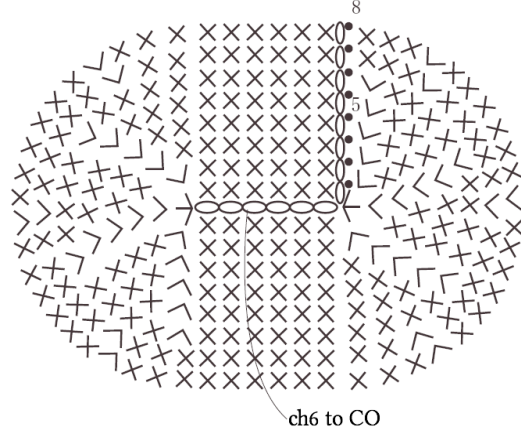
●front pieces (Nep Tweed Old)

color A (#14 caramel): make 2 (face, body)
 color B (#8 dark brown): make 2 (face, body)



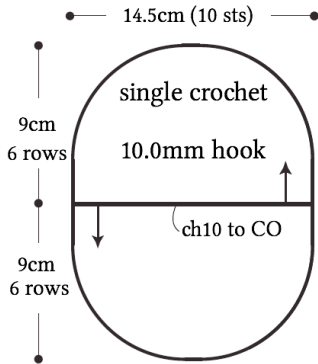
●front side (face, body)

Nep Tweed Old (4.0mm hook)



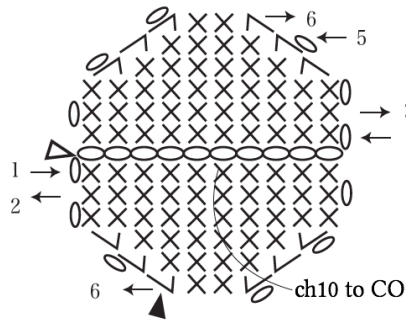
●back piece

Otogibanashi, 1 per mitt



●back side

Otogibanashi (10.0mm hook)



Front side:

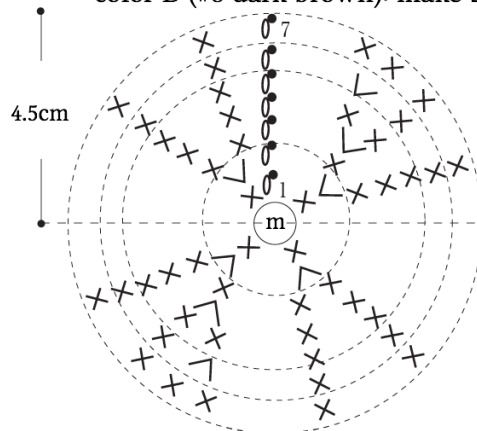
Chain 6 to cast on.

round	st count
1	18
2	24
3	30
4	36
5	42
6	48
7	54
8	60

(+6 sts per round, starting from round 2)

●ears (2 per mitt)

Nep Tweed Old, 4.0mm hook
 color A (#14 caramel): make 2
 color B (#8 dark brown): make 2



Ears:

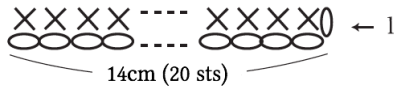
Cast on with magic ring.

round	st count
1	4 sts
2	8 sts (+4)
3	8 sts
4	10 sts (+2)
5	10 sts
6	12 sts (+2)
7	12 sts

● **tail** (4.0mm hook)

Nep Tweed Old

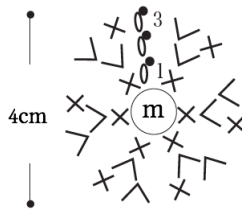
color A (#14 caramel): make 1
color B (#8 dark brown): make 1



● **nose** (1 per mitt)

Nep Tweed Old

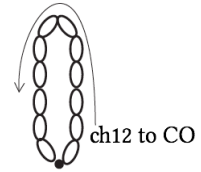
color D (#1 white): make 2
4.0mm hook



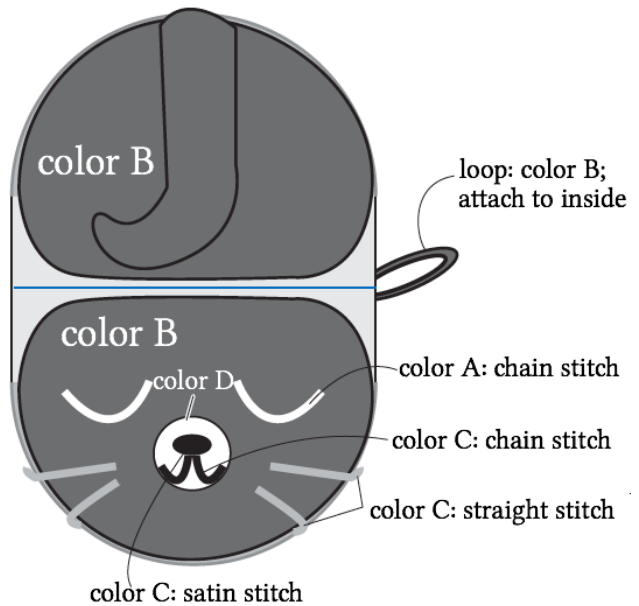
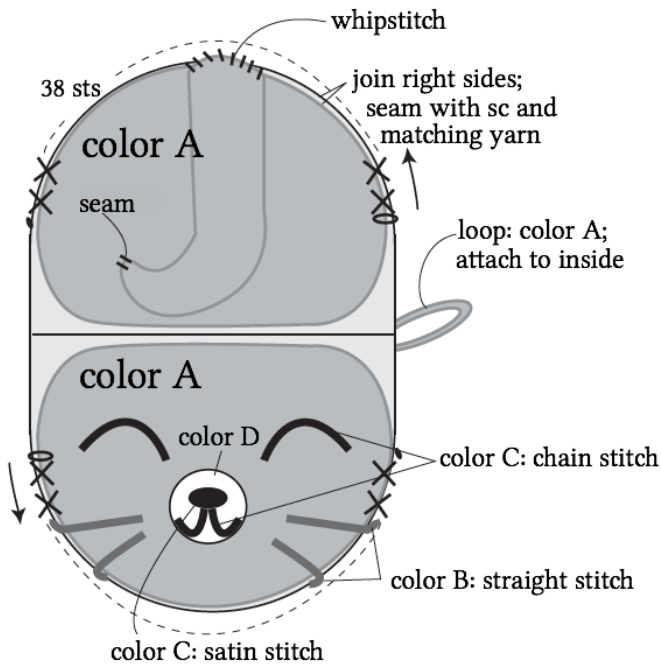
● **loop** (4.0mm hook)

Nep Tweed Old

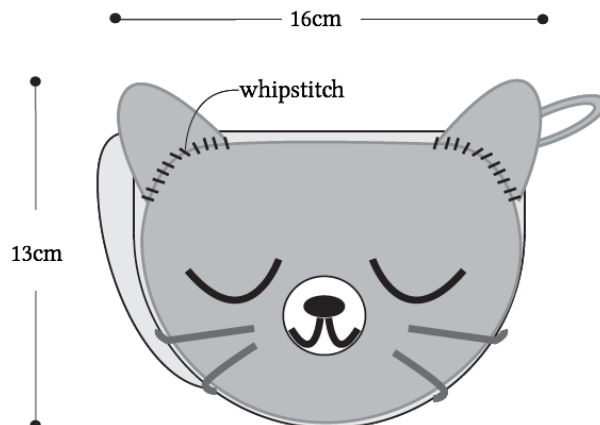
color A (#14 caramel): make 1
color B (#8 dark brown): make 1



● **finishing**



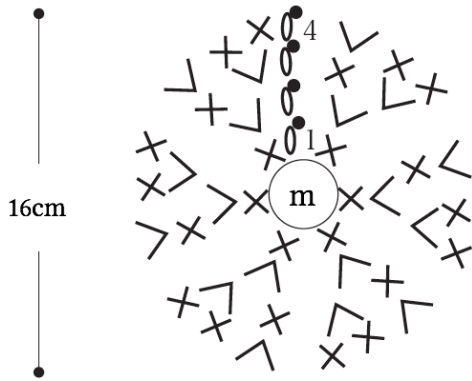
● **finished item**



Potholder

●face

Otogibanashi, 10.0mm hook



Face:

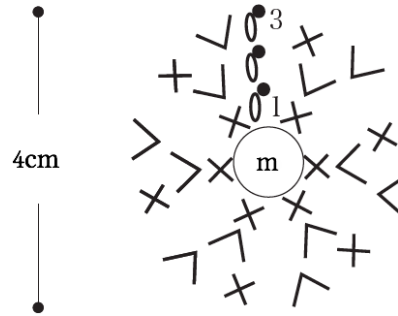
Cast on with magic ring.

round	st count
1	6 sts
2	12 sts
3	18 sts
4	24 sts

(+6 sts)

●nose (make 1)

Nep Tweed Old, 4.0mm hook
color D (#1 white)



●ear (make 2)

Otogibanashi, 10.0mm hook



●finished item

