

amikomo3-9 Baby Socks

© Pierrot Yarns (Gosyo Co., Ltd.). Translation by Linda Lanz.



Materials

- Pierrot Yarns Organic Cotton Chuboso [100% organic cotton; 77 yds/70m per 0.88 oz./25g skein]; natural (undyed); 1 skein [6g]
- Pierrot Yarns Angel [100% merino wool; 107 yds/98m per 1.41 oz./40g skein]; color #7 aqua blue; 1 skein [8g]
- 3.0mm (US 2½) double-pointed knitting needles or size necessary to achieve gauge
- 2.3mm (approx. US B) crochet hook or size necessary to achieve gauge

Gauge

- garter stitch: 26 sts and 55 rows = 10cm/4" square

Finished measurements

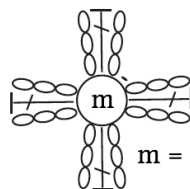
- mouth of sock (diameter) 10cm/3.94"
- length 9cm/3.54"

Knitting Tips

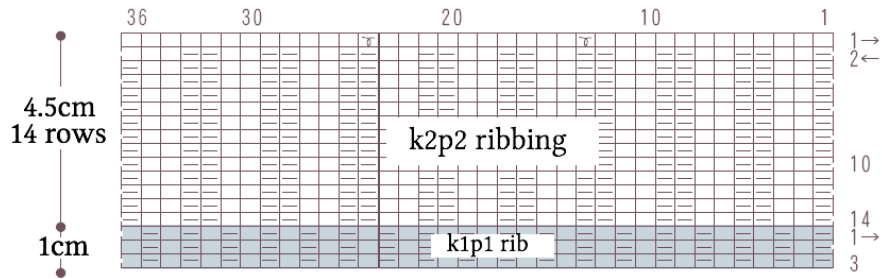
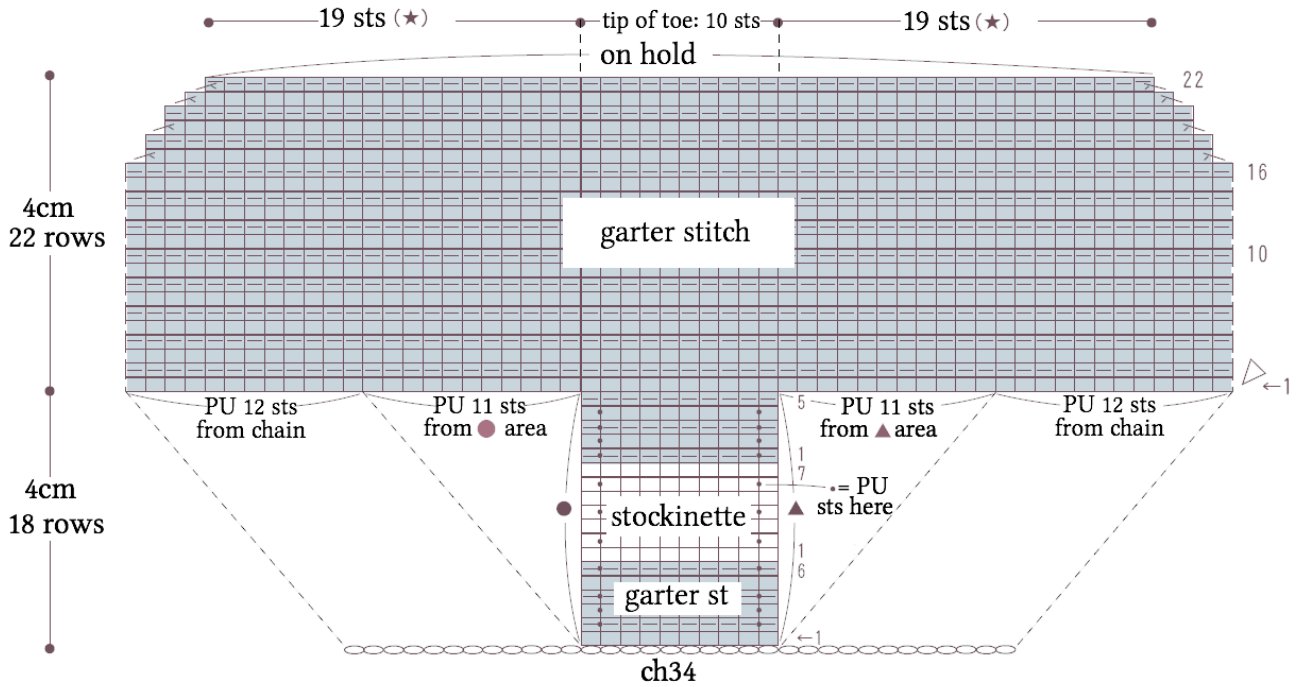
With crochet hook, ch34 for use in crochet provisional cast-on. Knit instep (note that you will need to center the instep stitches on the provisional cast-on chain – the rest of the chain will be used later); place stitches on hold. Join new strand of yarn and pick up stitches from cast-on chain and side of instep; knit sides and bottom of foot. Remove cast-on chain, picking up stitches around ankle; increase to 36 sts while picking up sts from provisional cast-on edge. Knit k2p2 ribbing in the round, change colors, and knit in k1p1 ribbing. Bind off with Kitchener stitch cast-off (or tubular cast-off). Seam 19 sts from each edge (areas marked with ★) on bottom with reverse stockinette graft (i.e., Kitchener stitch with purl side facing). Thread yarn through remaining 10 sts at tip of toe and cinch shut. Crochet two flower motifs and attach to instep.

●flower motif

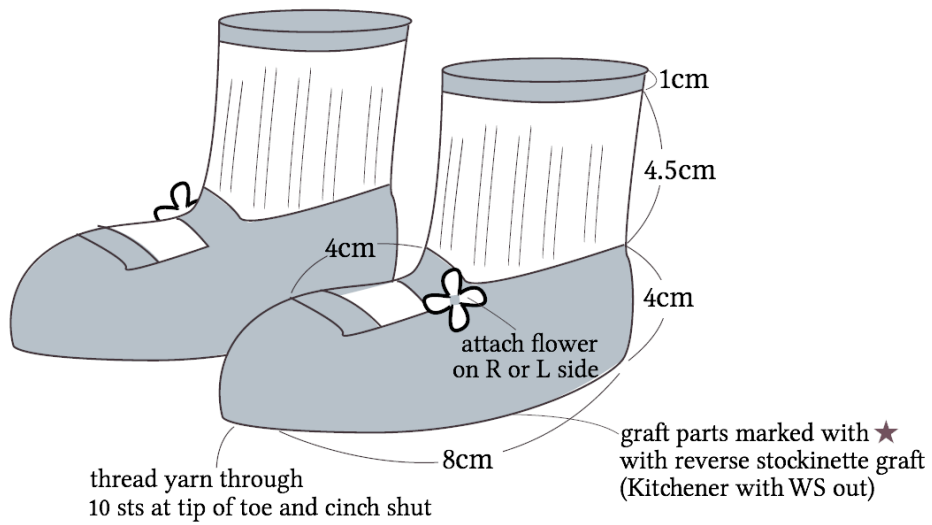
make 2 with Organic Cotton
and 2.3mm hook



m = magic ring



● color scheme
 ■ = aqua blue
 □ = natural



※ Make 2 socks; attach flower motif on right side of one and left side of the other.