

26-27-2 Soft Merino Cabled Pullover

© Pierrot Yarns (Gosyo Co., Ltd.). Translation by Linda Lanz.



Materials

- Pierrot Yarns Soft Merino [100% merino wool; 104 yds/95m per 1.41 oz./40g skein]; color #1 ivory; 11 skeins [420g]
- 3.9mm (approx. US 6) straight and double-pointed knitting needles or size necessary to achieve gauge
- cable needle

Gauge

Gauge is measured in a swatch 10cm/4" square.

- stockinette stitch: 20 sts and 30 rows
- pattern stitch A: 28 sts and 30 rows

Finished measurements

- bust 90cm/35.43"
- length 54.5cm/21.46"
- cross back width 35cm/13.78"
- sleeve length 53cm/20.87"

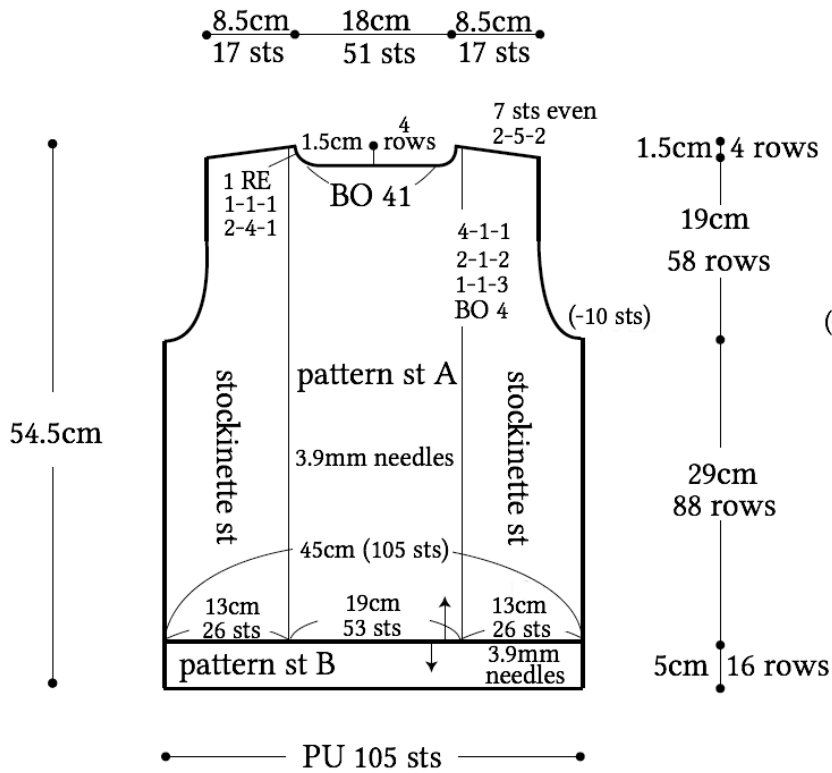
Knitting Tips

Body: Cast on with crochet provisional cast-on method and begin knitting in stockinette and pattern stitch A according to schematics. For armholes and neckline, decreases should be worked by binding off stitches, k2tog, or ssk as indicated. Shape shoulders using short rows. (Place stitches at center of front collar on stitch holder.) Pick up stitches from provisional cast-on edge at hem; knit in pattern stitch B and bind off in pattern.

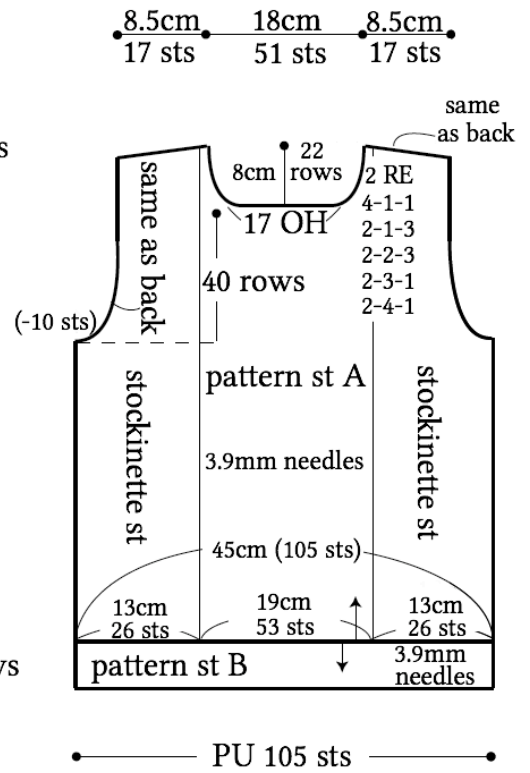
Finishing: Join shoulders with three-needle bind-off. For collar, overlap 2 stitches at center according to schematics and pick up stitches. Knit collar in pattern stitch B and bind off in pattern. Join sides and sleeve undersides with mattress stitch.

Abbreviations: CO = cast on; BO = bind off; OH = on hold; PU = pick up; RE = row(s) even

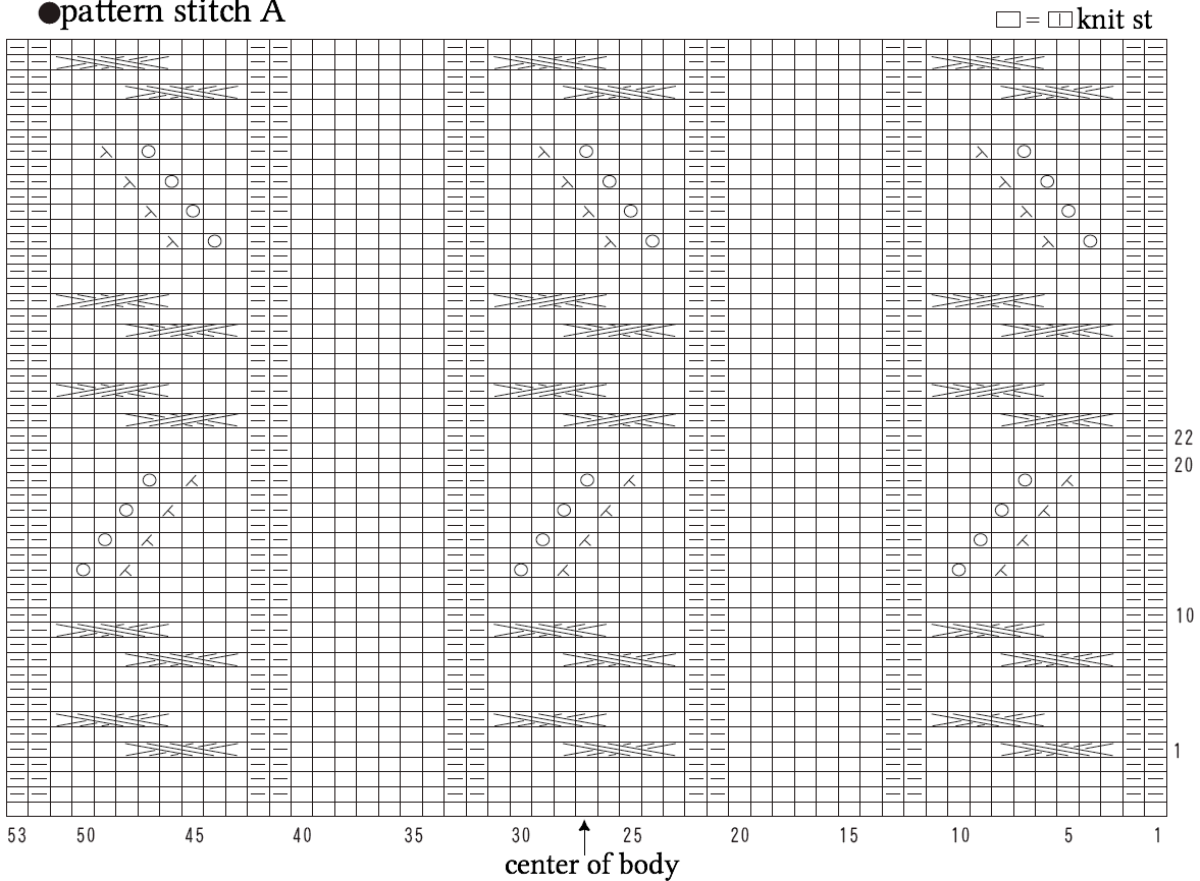
●back



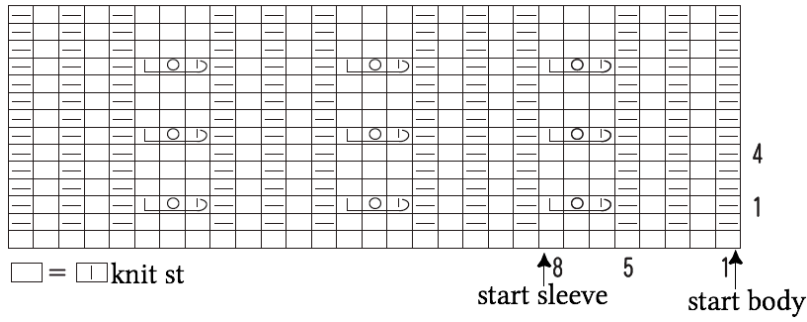
●front



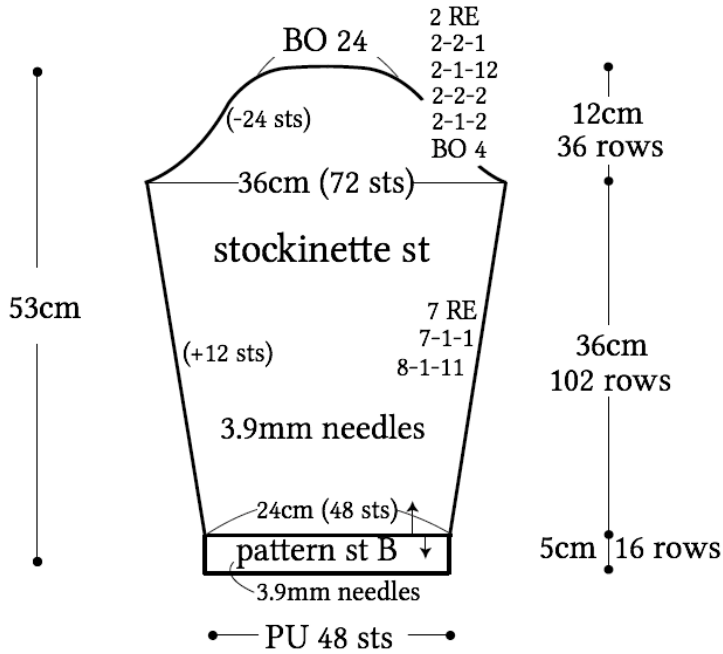
●pattern stitch A



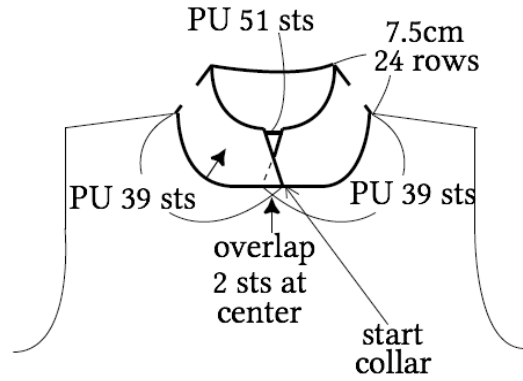
● pattern stitch B



● sleeve



● collar (pattern st B)
(3.9mm needles)



● pick up sts for collar

