

amicomo5-16 Accessory Basket

© Pierrot Yarns (Gosyo Co., Ltd.). Translation by Linda Lanz.



Materials

- Pierrot Yarns Ethnic Jute [100% jute; 295 yds/270m per 3.42–3.53 oz./90–100g hank];
 - version A:
 - color #21 ivory; 1 hank [25g]
 - color #24 citron green; 1 hank [25g]
 - version B:
 - color #27 red; 1 hank [20g]
 - color #21 ivory; 1 hank [5g]
 - color #24 citron green; 1 hank [5g]
- 4.0mm (US G) crochet hook or size necessary to achieve gauge
- darning needle
- version A: square 2-liter plastic bottle, 10cm/3.94" wide
- version B: round 2-liter plastic bottle, 7cm/2.76" diameter
- clear nail polish

Gauge

No gauge information is provided in the original pattern. Use hook size necessary to achieve finished measurements.

Finished measurements

- version A: perimeter of base 37cm/14.57", height 11cm/4.33"
- version B: circumference of base 33cm/12.99", height 8.5cm/3.35"

Crochet Tips

Body: Cut off the bottom of a plastic (PET) bottle. Paint cut edge of bottle with clear nail polish.

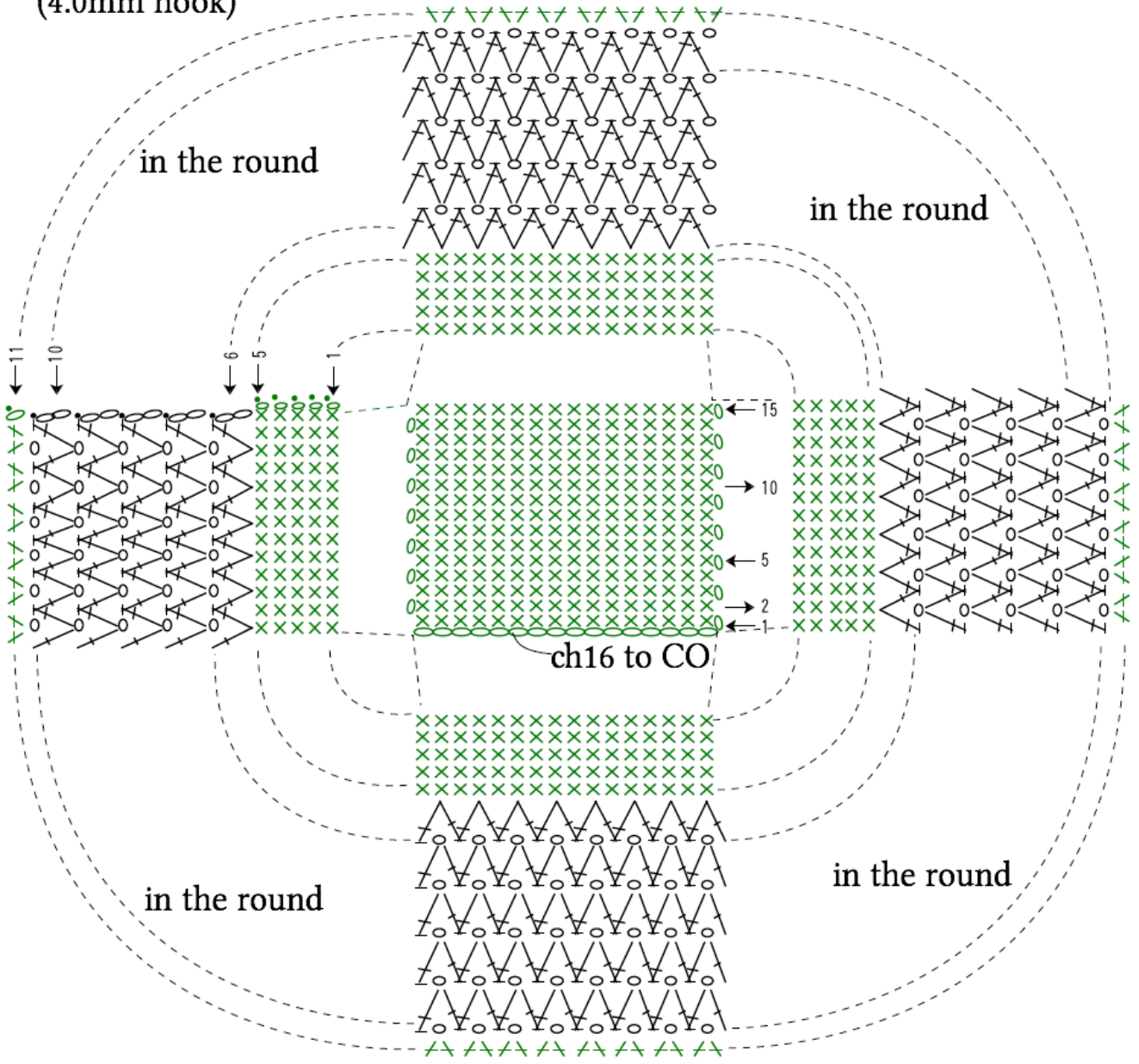
Version A: ch16 to cast on (plus ch1 for turning post) and work bottom in single crochet (US). Work stitches around bottom edge, and begin working sc and pattern stitch in the round. Crochet decorative loops.

Version B: Create magic ring, ch1, and work bottom in sc, increasing as indicated. Continue to sides, still working in the round, working in sc and pattern stitch.

❖ **Note:** Take care not to injure yourself when cutting bottle.

❖ **Note:** Entire basket crocheted with yarn held double. Refer to schematics for color sequences.

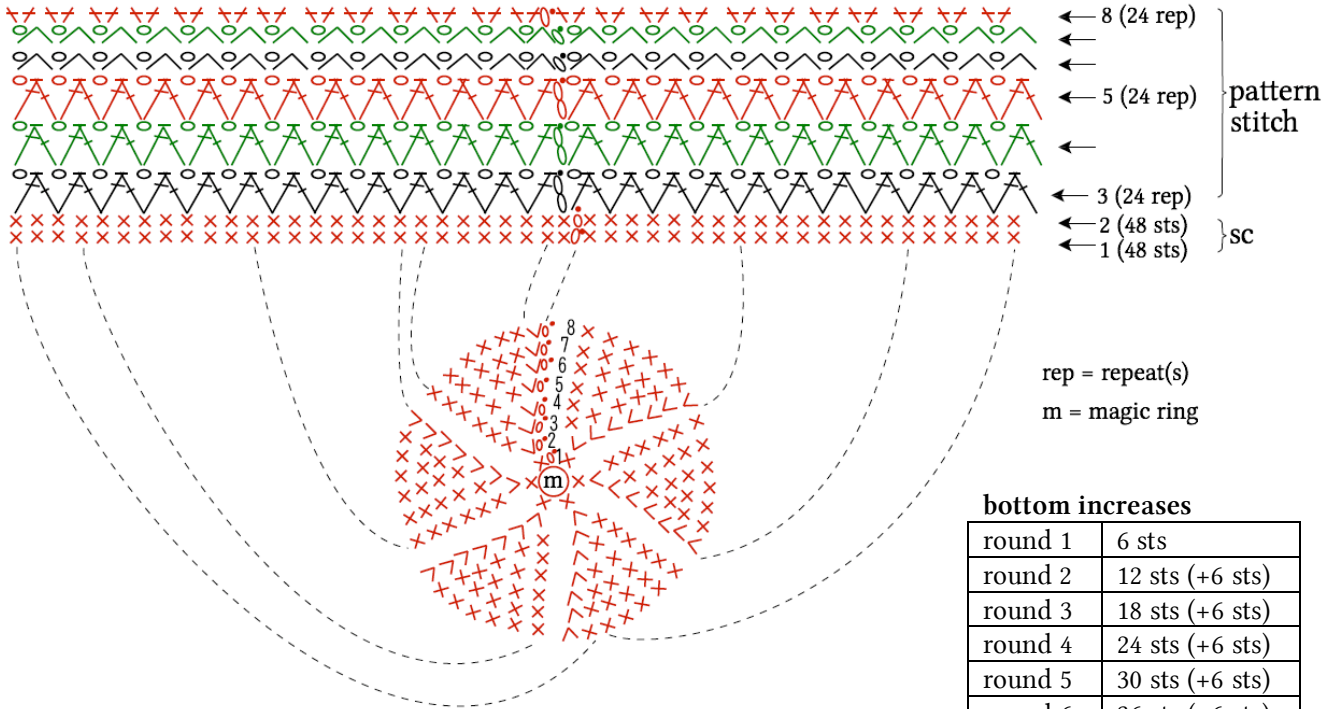
● version A
 (4.0mm hook)



- = #21 ivory
- = #24 citron green
- = #27 red

● version B

(4.0mm hook)




rep = repeat(s)
m = magic ring

bottom increases

round 1	6 sts
round 2	12 sts (+6 sts)
round 3	18 sts (+6 sts)
round 4	24 sts (+6 sts)
round 5	30 sts (+6 sts)
round 6	36 sts (+6 sts)
round 7	42 sts (+6 sts)
round 8	48 sts (+6 sts)

● finished view



※ work loop with 2 strands of #24 citron green