

# 29-210-53 Ribbed Sweater

© Pierrot Yarns (Gosyo Co., Ltd.). Translation by Linda Lanz.



## **Materials**

- Pierrot Yarns Merino Gradation [100% merino wool; 62 yds/57m per 1.06 oz./30g skein]; color #1 off-white/beige/brown gradation; 17 skeins [500g]
- 4.5mm (US 7) knitting needles or size necessary to achieve gauge
- 3.9mm (approx. US 6) double-pointed knitting needles (or circular) or size necessary to achieve gauge
- darning needle

## **Gauge**

- pattern stitch: 19 sts and 23 rows = 10cm/4" square

## **Finished measurements**

- chest 108cm/42.52"
- cross back width 40cm/15.75"
- length 63.5cm/25.00"
- sleeve length 59cm/23.23"

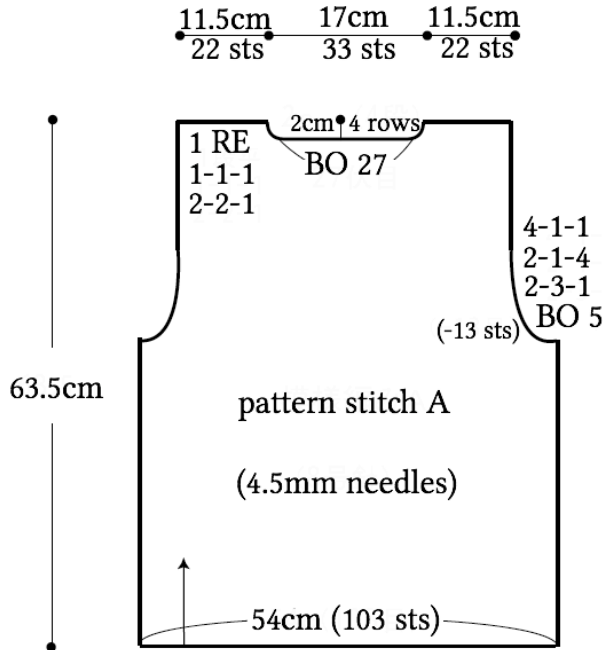
## **Knitting Tips**

**Body and sleeves:** Cast on and work in pattern stitch A.

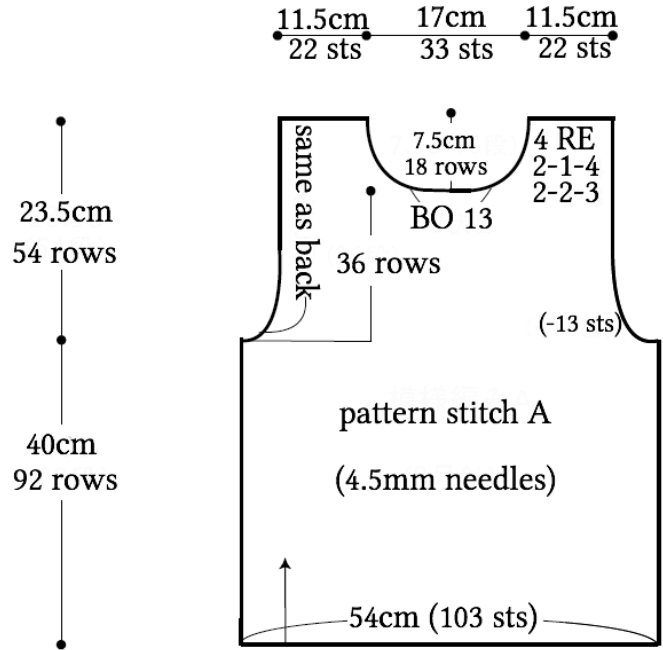
**Finishing:** Join shoulders with three-needle bind-off. Join sides and sleeve undersides with mattress stitch. Pick up stitches around neckline and work collar in pattern stitch B; make sure that ribbing pattern of collar lines up with ribbing of body. Join sleeves to body with slip stitch.

**Abbreviations:** BO = bind off; PU = pick up; RE = row(s) even

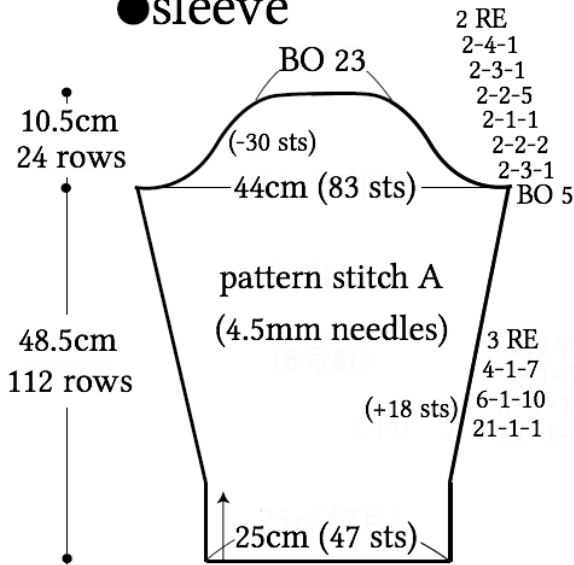
●back



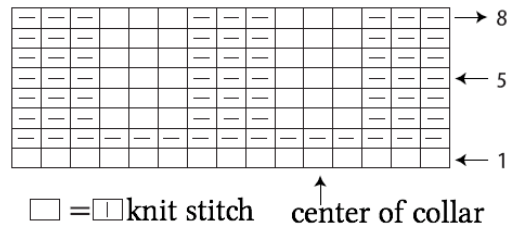
●front



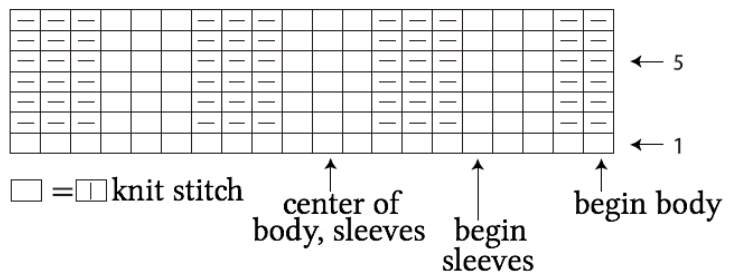
●sleeve



●pattern stitch B

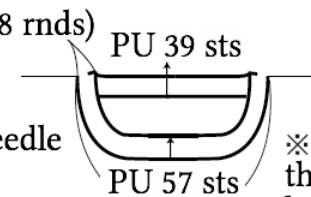


●pattern stitch A



●collar: patt st B

3.9mm DPNs or circular needle



※ work collar in the round from the body upward