

# Aran Room Shoes

© Pierrot Yarns (Gosyo Co., Ltd.). Translation by Linda Lanz.



## **Materials**

- Pierrot Yarns Merino Warm DK [100% merino wool; 72 yds / 66m per 1.06 oz. / 30g skein]; color #45 biscuit; 5 skeins [140g]
- 5.4mm (US 9) straight knitting needles or size necessary to achieve gauge
- 4.8mm (US 8) double-pointed knitting needles or size necessary to achieve gauge
- 3.5mm (US E) crochet hook or size necessary to achieve gauge
- 1 pair felt soles 23cm/9.1" in length

## **Gauge**

- pattern stitch: 20 sts and 22 rows = 10cm/4" square

## **Finished measurements**

- foot length approx. 24cm/9.4"
- ankle circumference 25cm/9.8"

## **Knitting Tips**

Cast on 10 stitches for instep and knit 36 rows in stockinette stitch and pattern stitch 1 according to diagrams, increasing where noted. Place all stitches on holder.

Cast on 36 stitches for heel and knit 16 rows in pattern stitch 2. Place all stitches on holder.

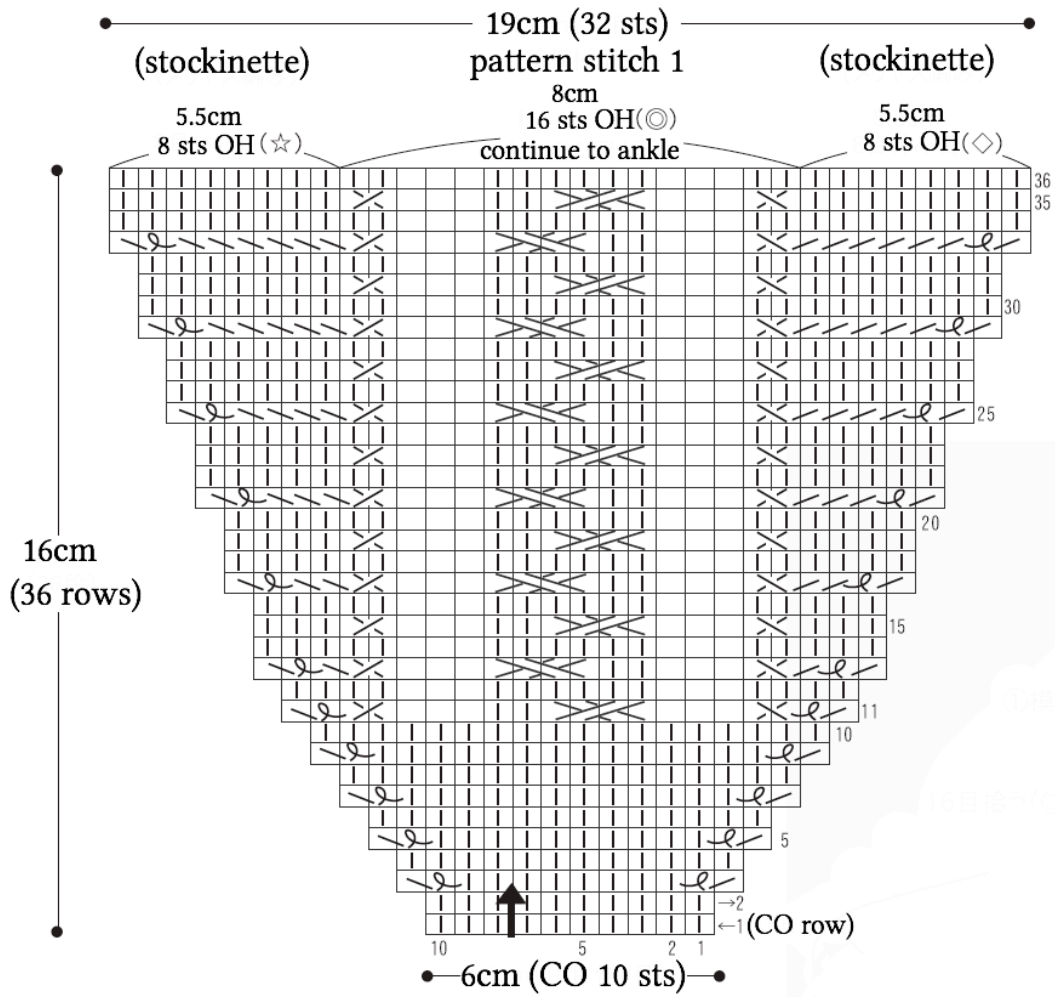
Align instep and heel as marked with designated symbols, and seam row and stitches together.

Pick up instep and heel stitches from stitch holders and work in the round from ankle upward for 21 rows. Continue with 14 rows of k1p1 ribbing, then bind off in pattern.

Work 70 single crochet (US) stitches around edge of each felt sole.

Align bottom and felt sole and join with mattress stitch.

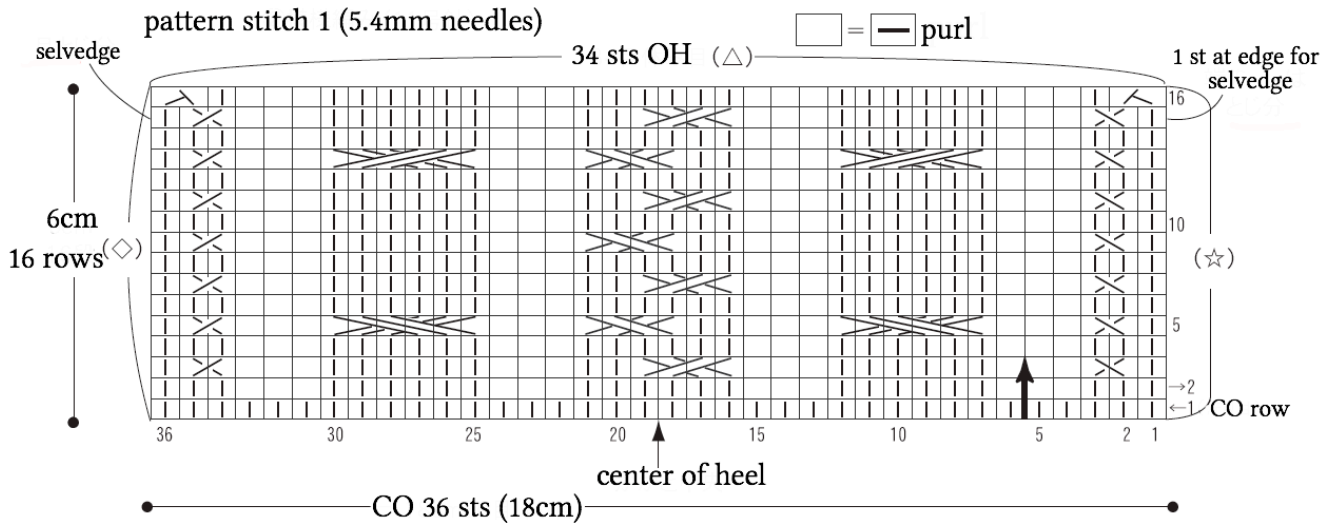
● instep (5.4mm needles)

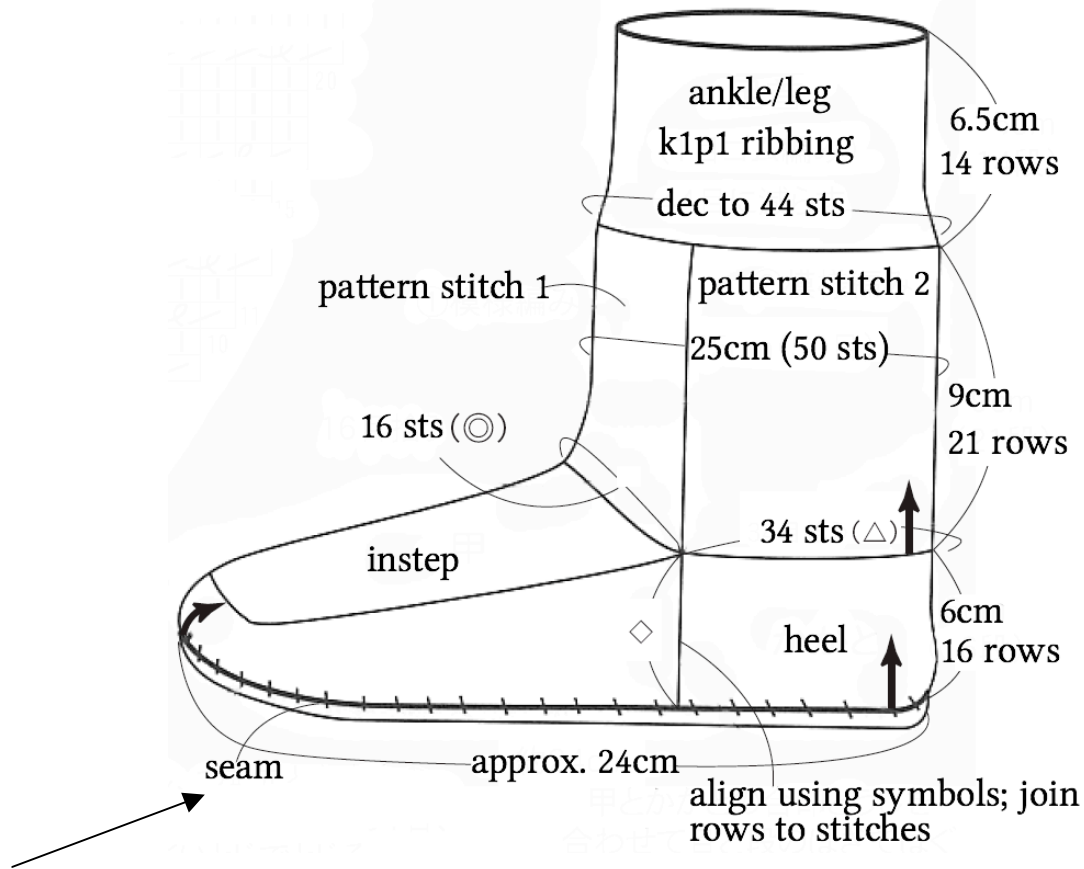


□ = — purl

OH = on hold

● heel





**Felt sole seam:** With right side of felt sole facing out, align toe and heel center, then seam by working single crochet around sole (working through one loop from instep and one from heel).

