

219AW-07 Airy Cardigan



Suggested yarn:

- Pierrot Yarns Dolce Mohair [69% kid mohair, 29% merino wool, 2% nylon; 37 yds/34m per 1.4 oz./40g skein]; color #01 misty gray, 12 skeins [450g]

Tools/Notions:

- 7.0mm (between US 10½ and 11) and 8.0mm (US 11) knitting needles or sizes necessary to achieve gauge
- 5.0mm (US H) crochet hook or size necessary to achieve gauge

Finished measurements:

- bust 102cm/40.2"
- center back neck-to-cuff 76cm/29.9"
- back length 57cm/22.4"

Gauge (10cm/4" square):

- stockinette stitch: 8.5 sts and 11 rows

Gauge may vary according to individual knitting style. Change needle size if necessary to achieve gauge. Alternatively, rework pattern with your own gauge measurements.

Summary

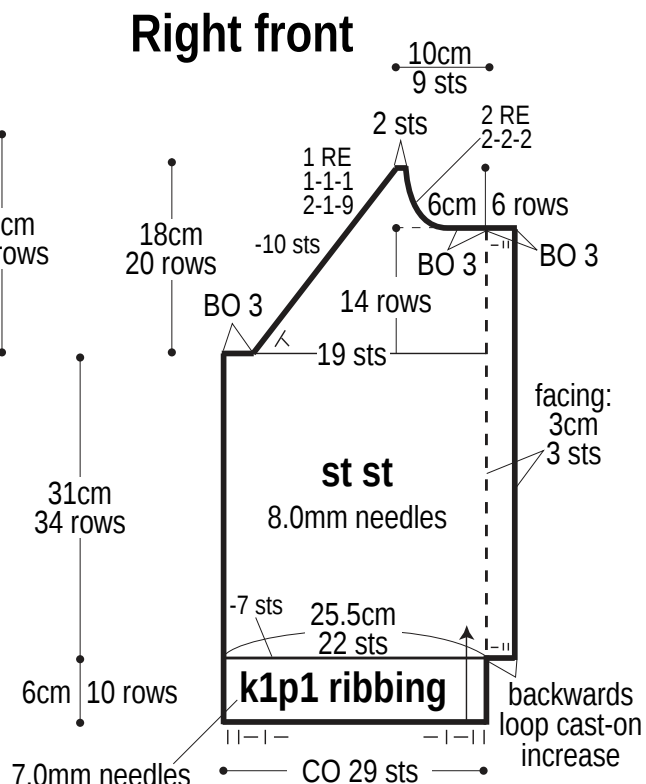
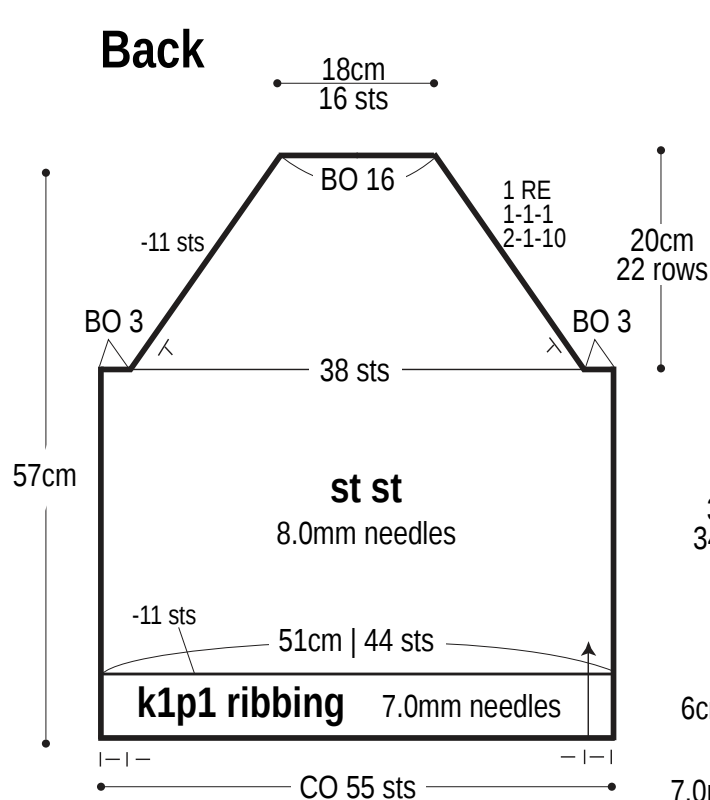
Back & sleeves: Cast on with long-tail cast-on method. Work in k1p1 and then continue in st st. Shape raglan edges by working fully fashioned decreases (1 st in from the edge).

Front: Cast on with long-tail cast-on method. Work in k1p1 and then continue in st st. After ribbing section is completed, increase (using backwards loop cast-on method) to create facing at front center. *Note:* in order to make the left and right front edges the same length, crochet slip stitch up a column of purl stitches on facings (see finishing schematic).

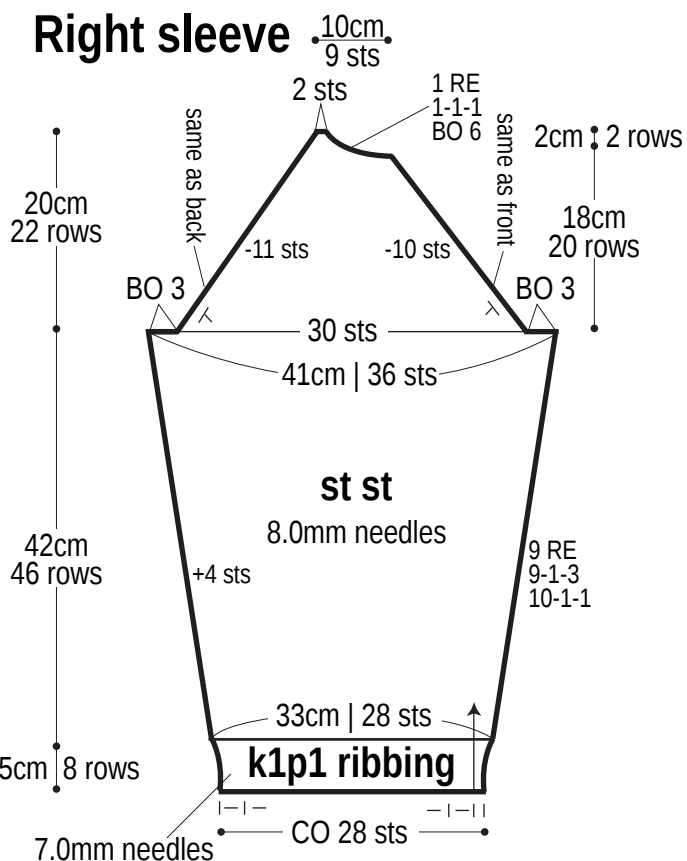
Finishing: Seam raglan edges with mattress stitch. Seam underarm gusset with Kitchener stitch. Seam sides and sleeve undersides with mattress stitch (with one continuous seam per side of body/arm). Fold facing (3 sts) to wrong side. Pick up stitches around neckline; work collar in k1p1 ribbing. Bind off in pattern.

Abbreviations:

BO = bind off CO = cast on k = knit p = purl PU = pick up RE = row(s) even st st = stockinette stitch #-#-# = rows-stitches-times



✳Reverse shaping for left front.



✳Reverse shaping for left sleeve.

