

tricot13-3 Loire Summer Tee



Suggested yarn:

- Pierrot Yarns Loire Cotton [100% cotton; 262 yds/240m per 1.41 oz./40g skein]; color #022 olive green, 4 skeins [155g]

Tools/Notions:

- 1.5mm (US steel hook 7) crochet hook or size necessary to achieve gauge

Finished measurements:

- bust 84cm/33.1"
- cross back width 42.5cm/16.7"
- back length 46cm/18.1"

Gauge:

- Each motif should measure 3.5cm/1.4" in diameter.

Gauge may vary according to individual crochet style. Change hook size if necessary to achieve gauge. Alternatively, rework pattern with your own gauge measurements.

Summary

❖**Note:** Like all Japanese patterns, stitch counts given here for foundation chains do not include any chain sts needed for turning posts.

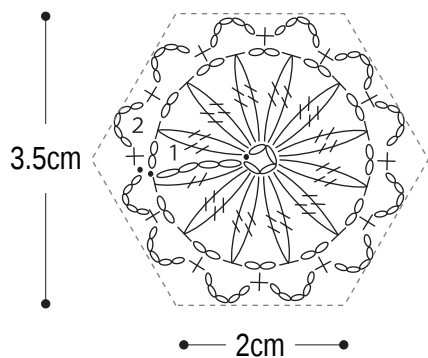
Body: Work foundation chain to begin, then work continuous motifs according to charts.

Finishing: Work edging in the round around neckline, armholes, and hem, respectively.

Abbreviations:

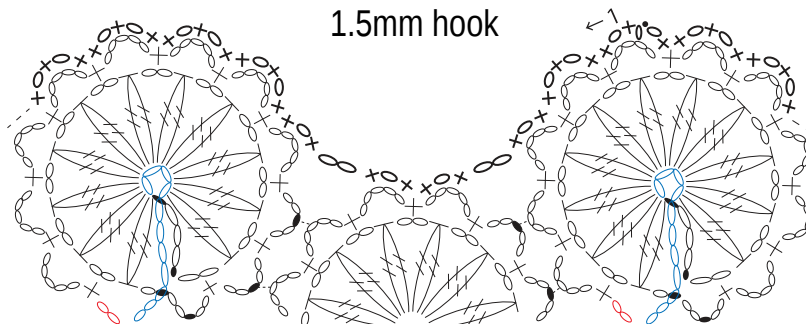
ch = chain

Motif 1.5mm hook



Edging

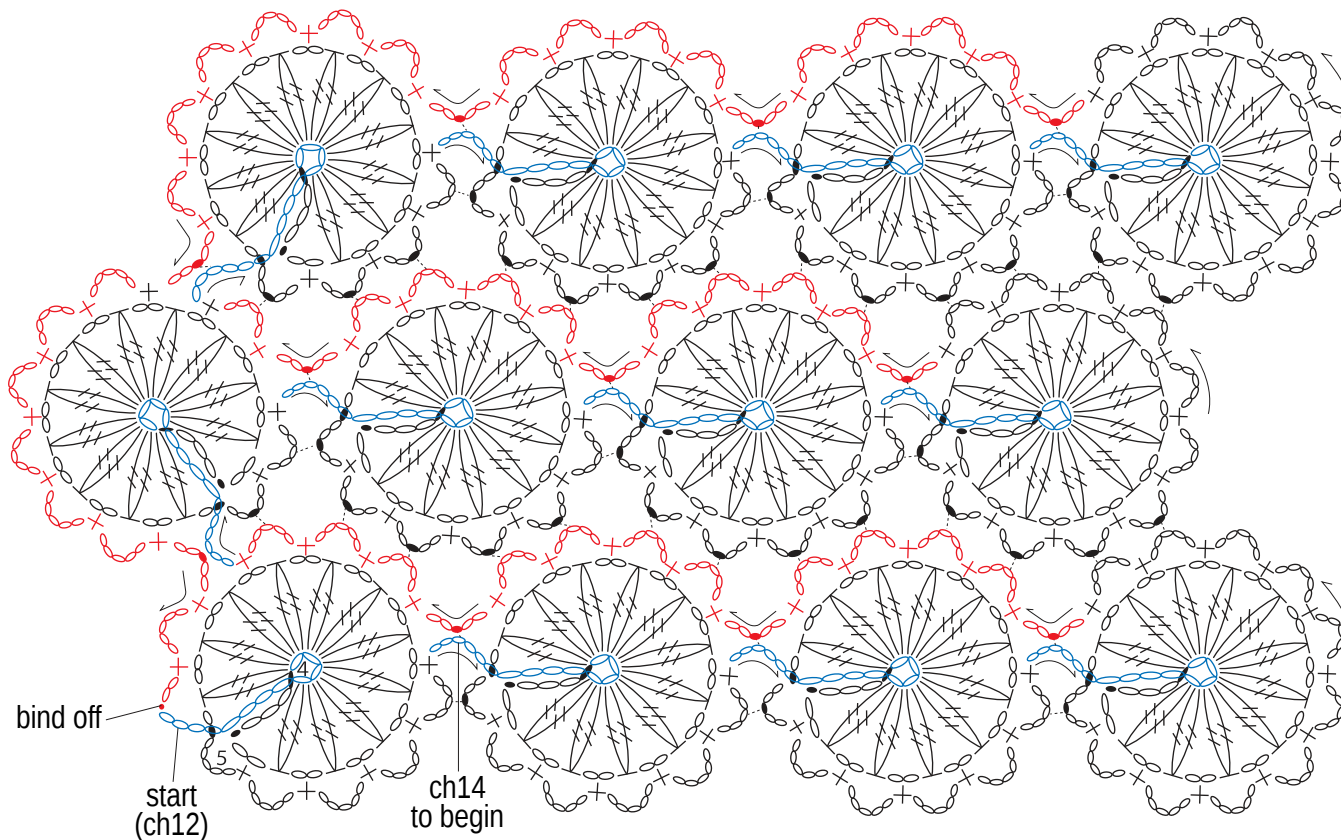
1.5mm hook



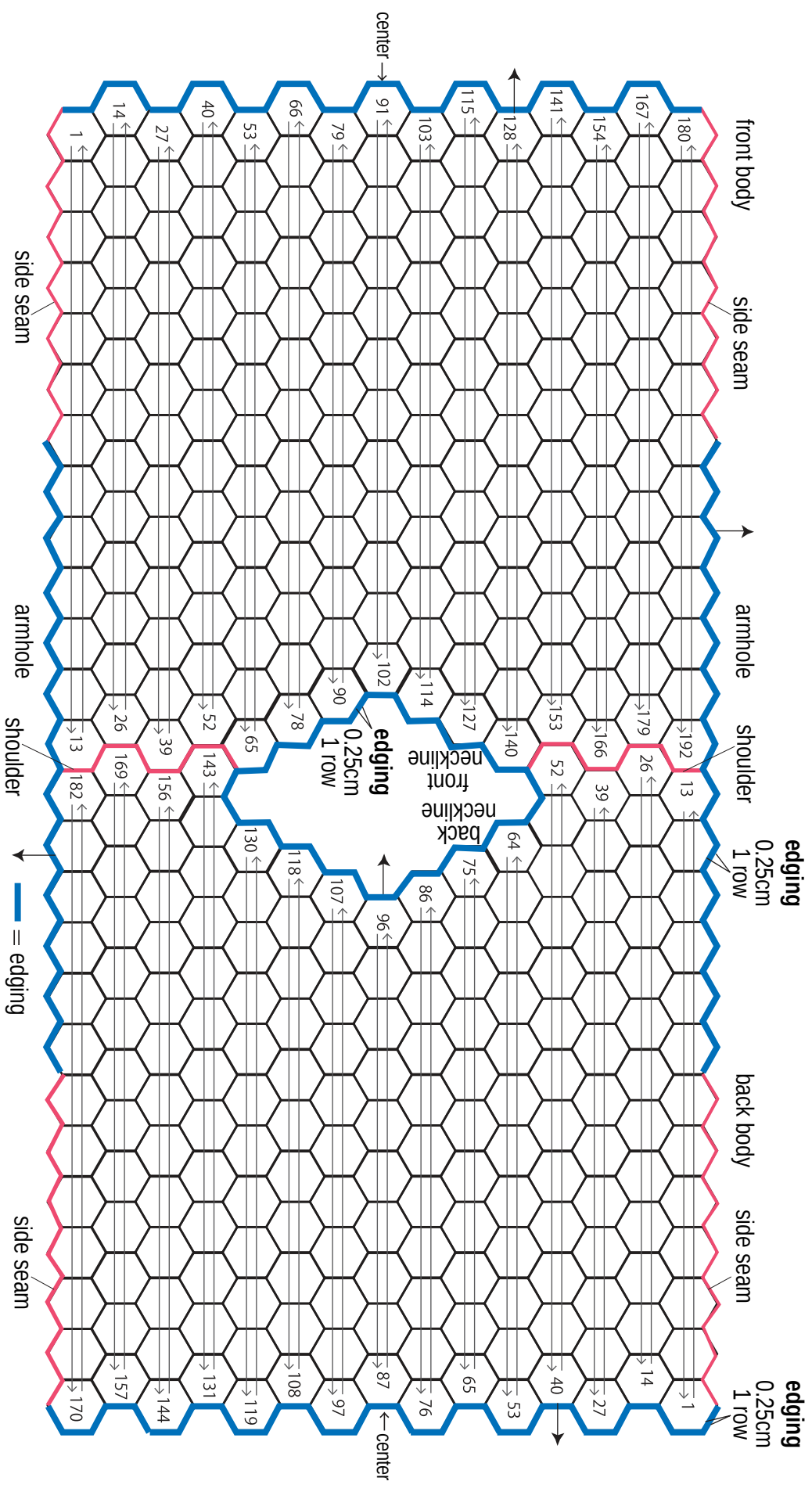
How to crochet continuous motifs

1.5mm hook

※Continuous motifs: a method where previously crocheted partial motifs are joined to the motif currently in work.



Continuous motif order



※Start by crocheting the front body. Next work the back body, but along the way, seam shoulders and sides where indicated using slip stitch on second row/round of motif.