

# 584lar Circle Motif Lariat



## Suggested yarn:

- Pierrot Yarns Organic Cotton Chuboso [100% organic cotton; 77 yds/70m per 0.88 oz./25g skein]; color #1 natural, 1 skein [10g]

## Tools/Notions:

- 2.0mm (US steel hook #4) crochet hook or size necessary to achieve gauge

## Finished measurements:

- length 160cm/62.99"

## Gauge:

- large motif: 4cm/1.57" diameter
- small motif: 2.3cm/0.91" diameter

*Gauge may vary according to individual crochet style. Change hook size if necessary to achieve gauge. Alternatively, rework pattern with your own gauge measurements.*

## Summary

**Motifs (small & large):** Work magic ring to begin, then work motif according to chart.

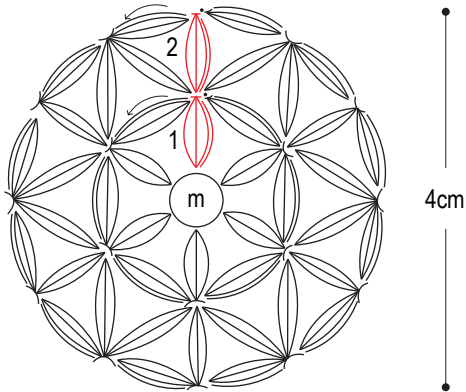
**Finishing:** Seam motifs together as shown in finishing schematic.

### Abbreviations:

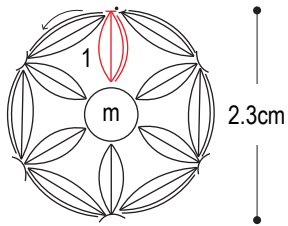
ch = chain

m = magic ring/circle

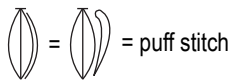
## Large motif (make 3)



## Small motif (make 5)



Leave 20cm tail when finished.



Puff stitch = \* yarn over and pull up a stitch. Repeat 2 times more (7 loops on hook). Yarn over and pull hook through all loops on hook. Yarn over and pull hook through the loop on the hook.\* Repeat from \* to \* for each puff stitch.

◁ = join yarn

◄ = cut yarn

S = small motif

L = large motif

## Finishing

