

215w-16 Chevron Set



Suggested yarn:

- Pierrot Yarns Momo-little [100% merino wool; 118 yds/108m per 1.06 oz./30g skein];
 - armwarmers:
 - color #04 la France, 1 skein [20g]
 - color #08 horizom, 1 skein [25g]
 - color #09 grege, 2 skeins [35g]
 - color #10 ivy gray, 1 skein [25g]
 - haramaki (stomach band):
 - color #04 la France, 1 skein [20g]
 - color #08 horizom, 1 skein [25g]
 - color #09 grege, 1 skein [30g]
 - color #10 ivy gray, 1 skein [25g]
 - legwarmers:
 - color #09 grege, 5 skeins [130g]
 - color #10 ivy gray, 1 skein [15g]

Tools/Notions:

- 2.7mm (approx. US 2), 3.0mm (US 3), and 3.3mm (approx. US 4) knitting needles or sizes necessary to achieve gauge

Finished measurements:

- armwarmers:
 - circumference 20cm/7.87"
 - length 43.5cm/17.13"
- haramaki (stomach band):
 - circumference 54cm/21.26"
 - length 35.5cm/13.98"
- legwarmers:
 - circumference 28cm/11.02"
 - length 50.5cm/19.88"

Gauge (10cm/4" square):

- pattern stitch (with 3.0mm needles): 35 sts and 38 rows
- pattern stitch (with 3.3mm needles): 33 sts and 37 rows

Gauge may vary according to individual knitting style. Change needle size if necessary to achieve gauge. Alternatively, rework pattern with your own gauge measurements.

Summary

✳️**Note:** Refer to schematics for color sequences.

Armwarmers (make 2): CO with long-tail cast-on method. Work in k1p1 ribbing, pattern stitch, and then k1p1 ribbing again. Bind off in pattern. With wrong sides facing each other, seam sides with mattress stitch. At bind-off edge, use half backstitch to form thumb opening.

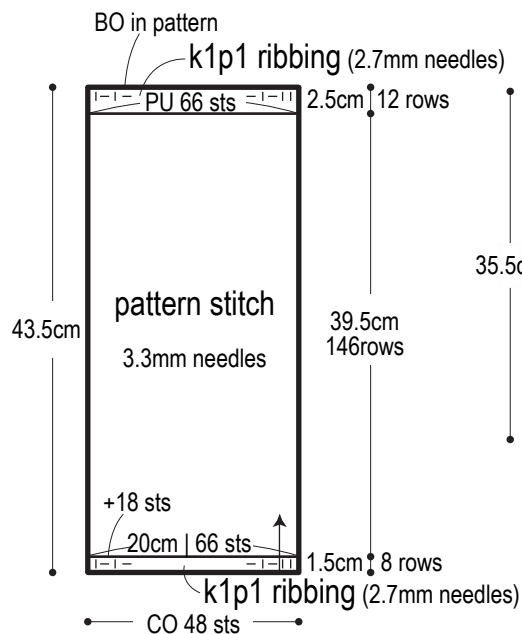
Haramaki (stomach band): CO with long-tail cast-on method. Work in pattern stitch and k1p1 ribbing. Bind off with 1x1 tubular bind-off method. With wrong sides facing each other, seam sides with mattress stitch.

Legwarmers (make 2): CO with long-tail cast-on method. Work in pattern stitch and k1p1 ribbing. Bind off in pattern. With wrong sides facing each other, seam sides with mattress stitch.

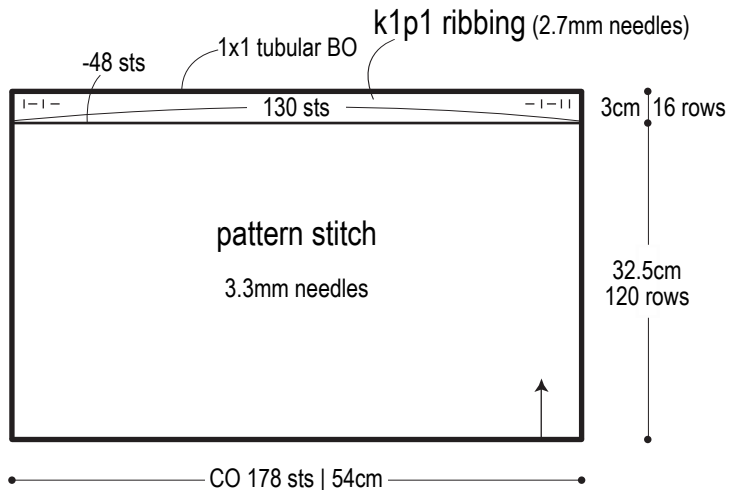
Abbreviations:

BO = bind off CO = cast on k = knit p = purl PU = pick up R = row(s)

Armwarmer (make 2)

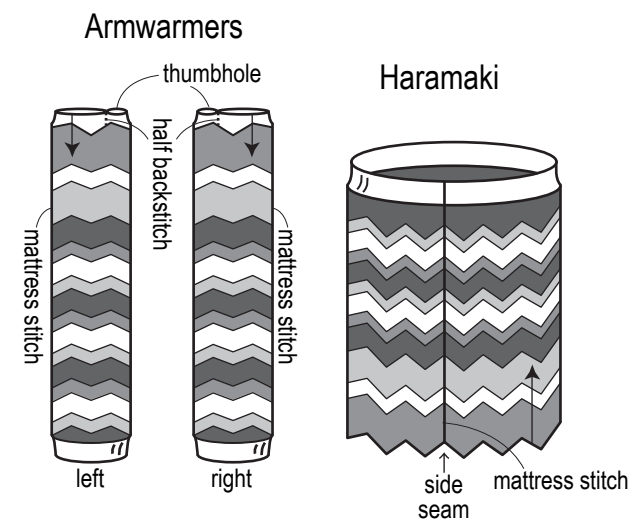


Haramaki

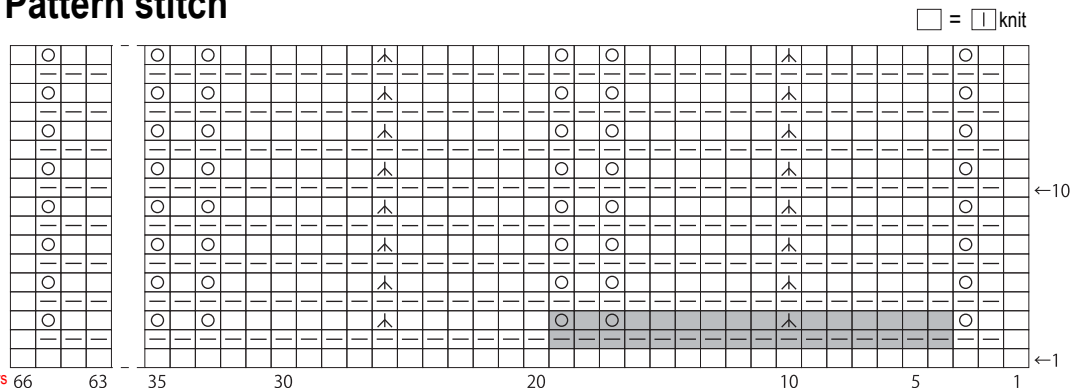


- = color #04 la France
- = color #09 grege
- = color #08 horizom
- = color #10 ivy gray

Finishing



Pattern stitch



armwarmers 66 63
 haramaki 178 175
 legwarmers 98 95

= 1 repeat (16 sts & 2 rows)

※For haramaki and legwarmers, CO row counts as first row of pattern stitch.

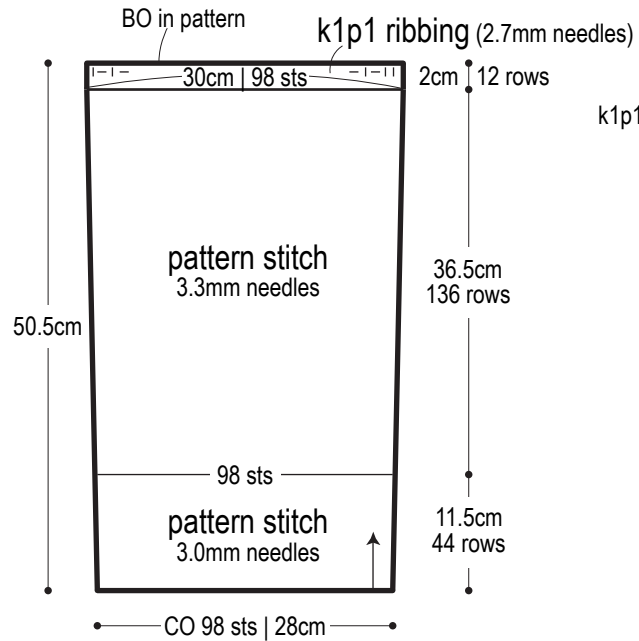
Use QR code on smartphone to view a video tutorial about 1x1 tubular bind-off method (with k2 at edges).



※To view on computer, search on the Pierrot Yarns website or YouTube channel instead.

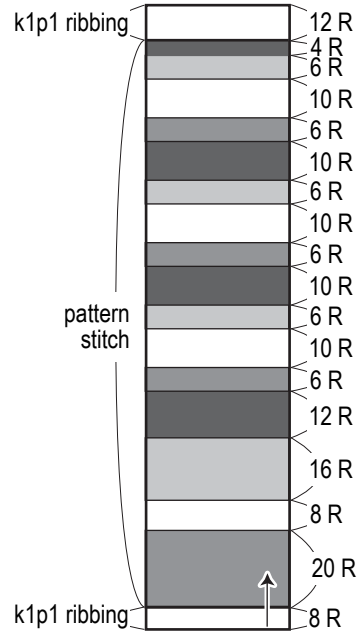
検索

Legwarmer (make 2)

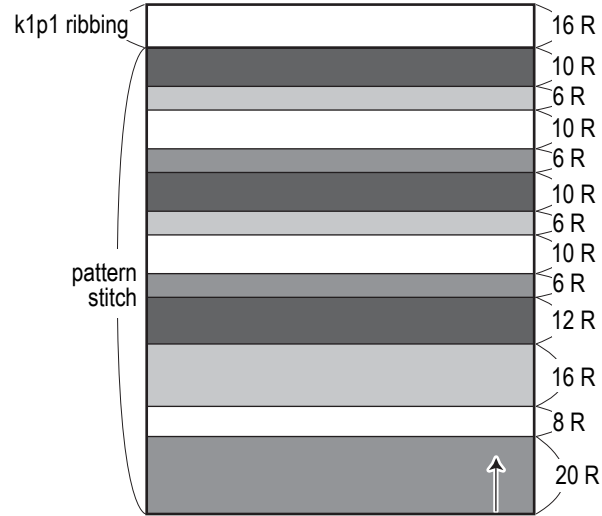


Color sequences

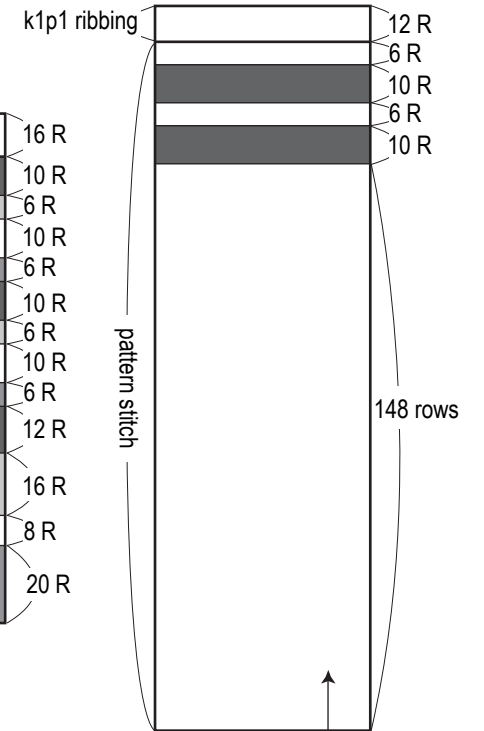
Armwarmer



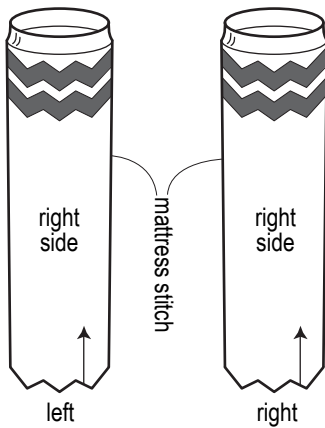
Haramaki



Legwarmer



Finishing



- = color #04 la France
- = color #08 horizom
- = color #09 grege
- = color #10 ivy gray