

# 827turban Lobe Turban



## Suggested yarn:

- Pierrot Yarns Lobe [50% cotton, 50% acrylic; 109 yds/100m per 1.76 oz./50g skein];
  - version A: color #01 rose brown, 1 skein [40g]
  - version B: color #06 earth blue, 1 skein [40g]

## Tools/Notions:

- 4.5mm (US 7) knitting needles or size necessary to achieve gauge
- cable needle

## Finished measurements:

- head circumference 46cm/18.11"
- width 8.5cm/3.35"

## Gauge (10cm/4" square):

- k1p1 ribbing: 36 sts and 28 rows

*Gauge may vary according to individual knitting style. Change needle size if necessary to achieve gauge. Alternatively, rework pattern with your own gauge measurements.*

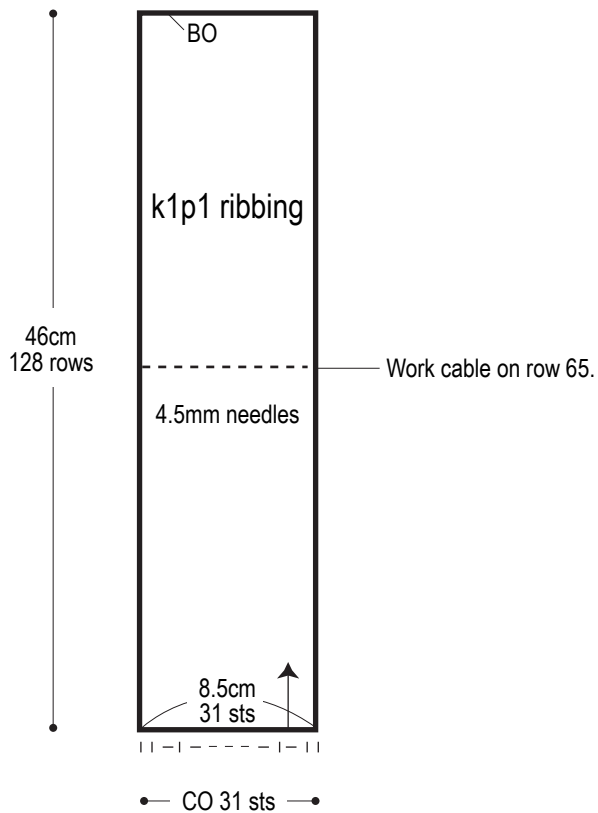
## Summary

Cast on with long-tail cast-on method. Work in k1p1 ribbing (but work 2 knit stitches at each edge rather than 1). After working 64 rows, work large cable on row 65. Continue in k1p1 ribbing. Bind off all stitches. Seam bind-off edge to cast-on edge with crochet slip stitch seam.

## Abbreviations:

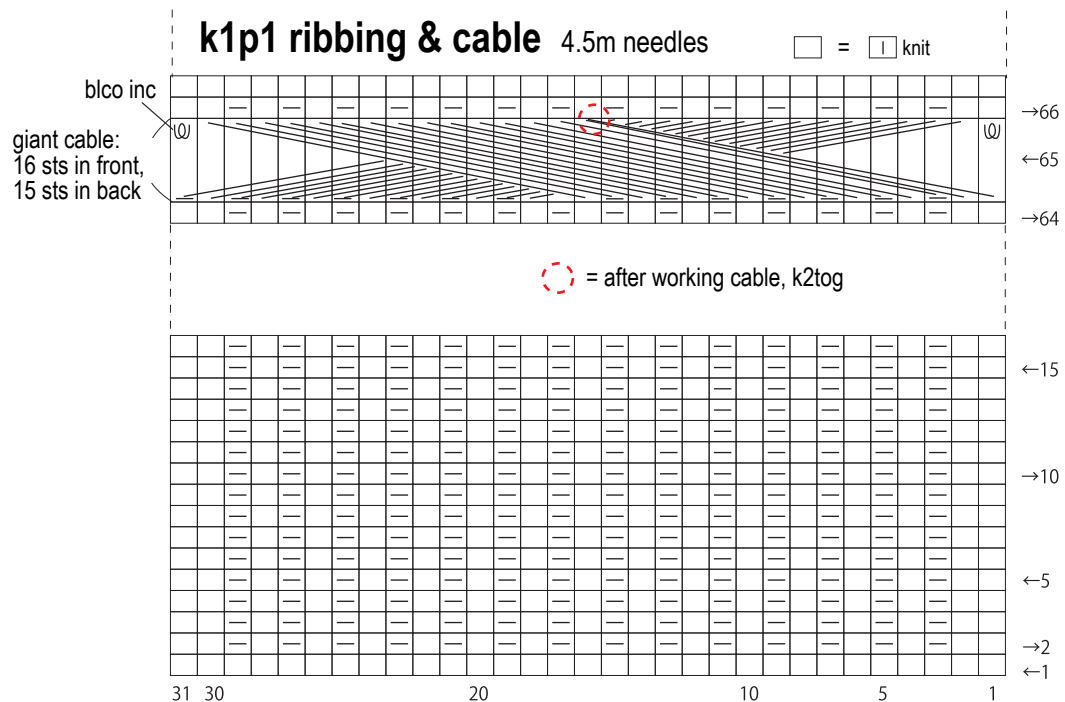
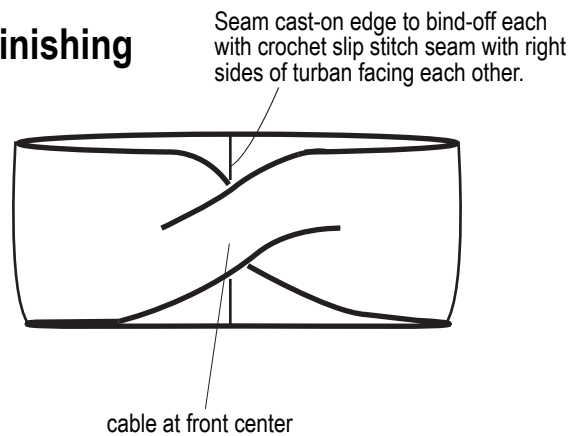
blco inc = backwards loop cast-on increase  
BO = bind off  
CO = cast on  
k = knit stitch  
k2tog = knit 2 stitches together  
p = purl stitch

## Turban schematic



※Because the turban is worked in k1p1 ribbing, it can stretch to up to 60cm.

## Finishing



※Work cable on row 65, taking care that stitches at either edge do not drop off needles.