

Strawberry Mini Stole



Suggested yarn:

- Pierrot Yarns Pont du Gard [100% linen; 188 yds./172m per 1.41 oz./40g skein];
 - color #01 neige, 2 skeins [45g]
 - color #08 fleur, 2 skeins [45g]
- Pierrot Yarns Cotton Neat S [100% cotton; 104 yds./95m per 1.41 oz./40g skein];
 - color #17 citron green, 1 skein [small amount]
 - color #25 carmine, 1 skein [small amount]

Tools/Notions:

- 3.0mm (US C or D) crochet hook or size necessary to achieve gauge
- small amount polyfiber stuffing

Finished measurements:

- length 103cm/40.55"
- width 10cm/3.94"

Gauge (10cm/4" square):

- pattern stitch: 27 sts and 12 rows

Gauge may vary according to individual crochet style. Change hook size if necessary to achieve gauge. Alternatively, rework pattern with your own gauge measurements.

Summary

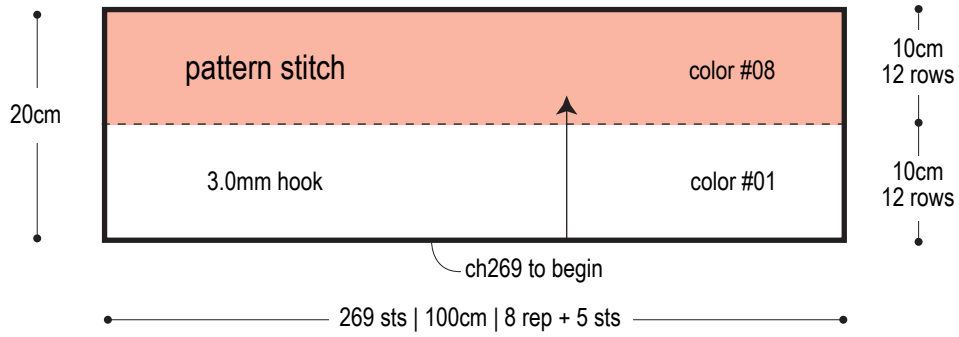
✳️**Note:** Like all Japanese patterns, stitch counts given here for foundation chains do **not** include any chain sts needed for turning posts.

With color #01, ch269 for foundation chain, then work in pattern stitch for 12 rows. Change to color #08 and work 12 more rows. Seam foundation chain edge to bind-off edge with mattress stitch, resulting in a two-layer stole. Work edging at each short end, working stitches through both layers. Crochet stems and strawberries, then attach to stole where indicated.

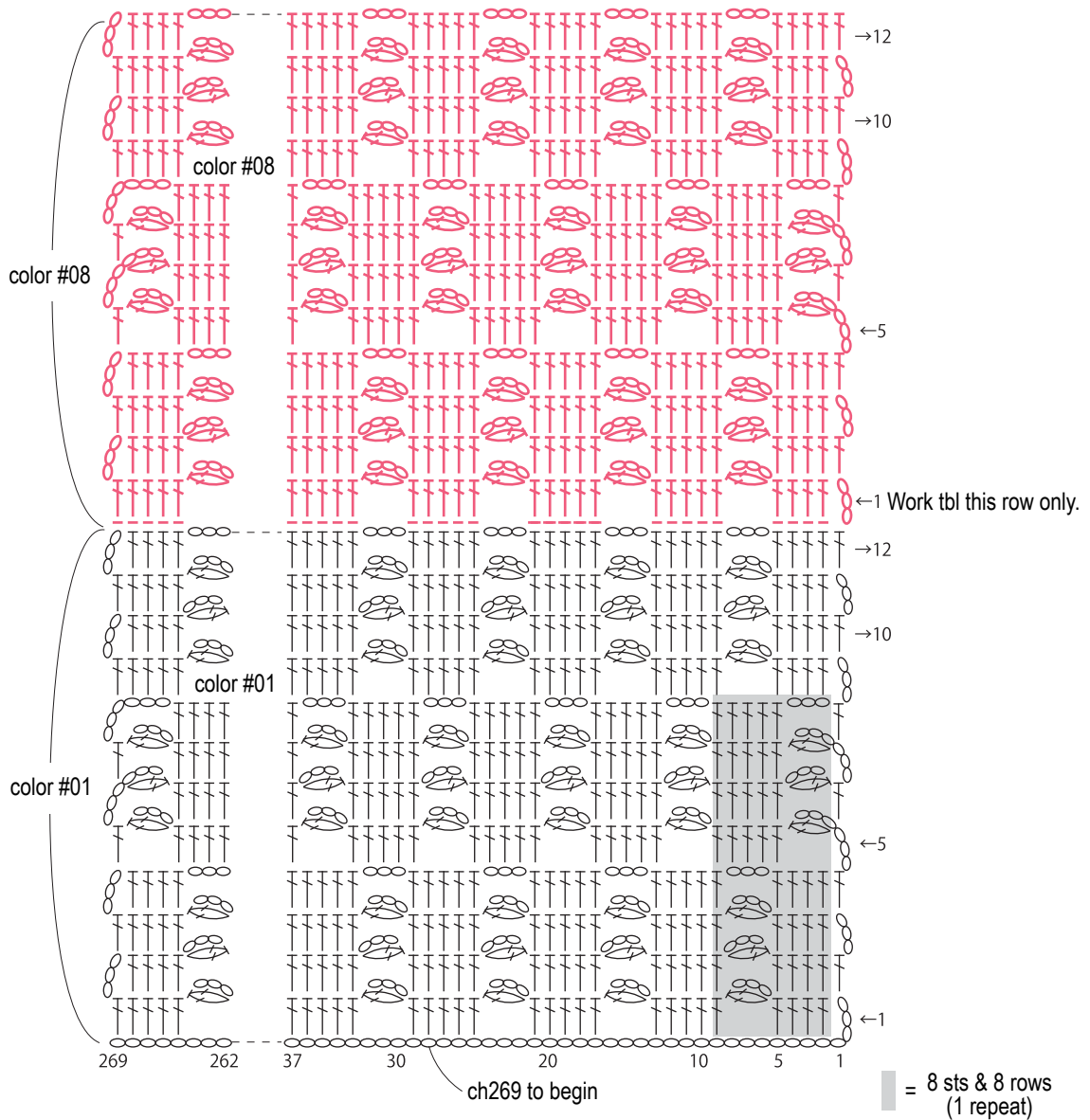
Abbreviations:

ch = chain
m = magic ring/circle
rep = pattern repeat(s)
RS = right side
sc = single crochet (US)
sc2tog = single crochet (US) two stitches together
tbl = through back loop only
WS = wrong side

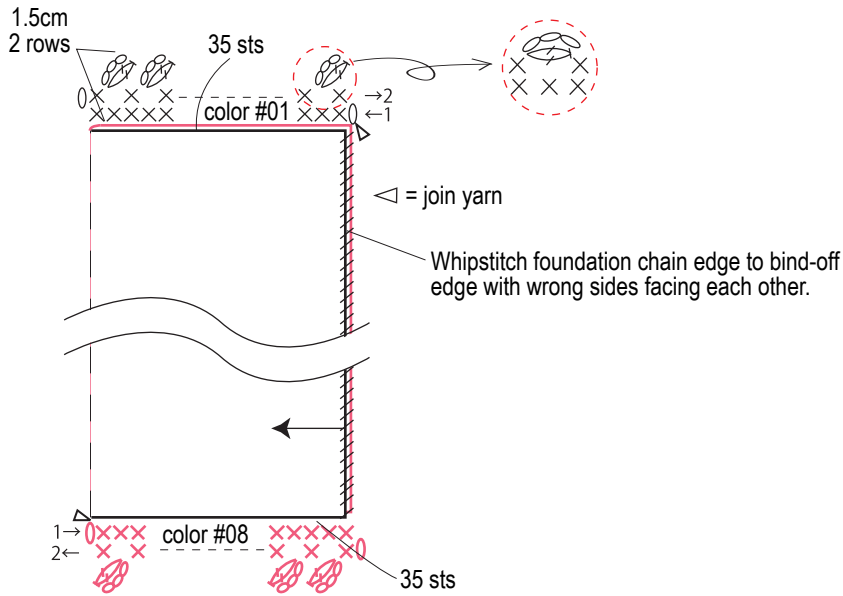
Stole schematic



Pattern stitch 3.0mm hook

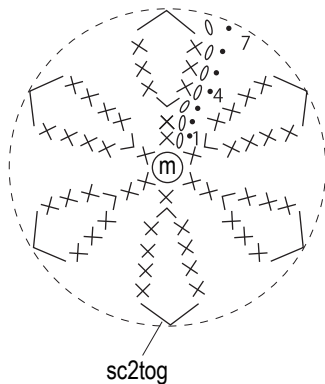


Edging 3.0mm hook



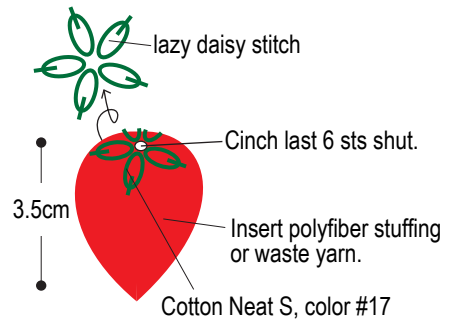
Strawberry (make 2)

3.0mm hook, Cotton Neat S color #25



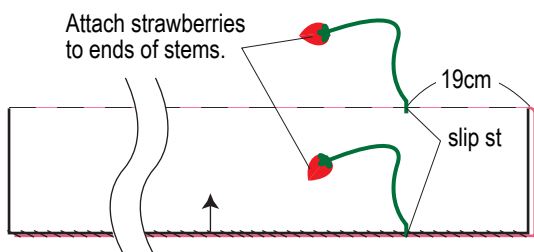
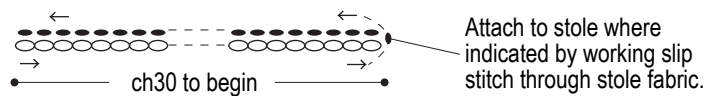
round no.	stitch count
7	6 (-6 sts)
6	12
5	12 } work even
4	12
3	12 (+3 sts)
2	9 (+3 sts)
1	6

Work into magic ring.




Stem (make 2)

3.0mm hook, Cotton Neat S color #17



Finishing



Presentation idea: roll scarf up and tie stem cords in a knot, making it look like a jelly roll.