

amicomo8-1 Basket Cover



Suggested yarn:

- Pierrot Yarns Organic Cotton Chuboso [100% organic cotton; 77 yds/70m per 0.88 oz./25g skein]; undyed natural color, 5 skeins [110g]
- Pierrot Yarns Dolce Lino [64% cotton, 36% linen; 115 yds/105m per 1.76 oz./50g skein];
 - version A: color #03 pink/purple, 1 skein [45g]
 - version B: color #07 blue/green/purple, 1 skein [45g]

Tools/Notions:

- 3.6mm (approx. US 4) knitting needles or size necessary to achieve gauge
- 2.5mm (approx. US B or C) crochet hook or size necessary to achieve gauge

Finished measurements:

- width 41cm/16.14"
- length 46.5cm/18.31"

Gauge (10cm/4" square):

- pattern stitch: 21 sts and 31 rows

Gauge may vary according to individual knitting style. Change needle size if necessary to achieve gauge. Alternatively, rework pattern with your own gauge measurements.

Knitting Tips

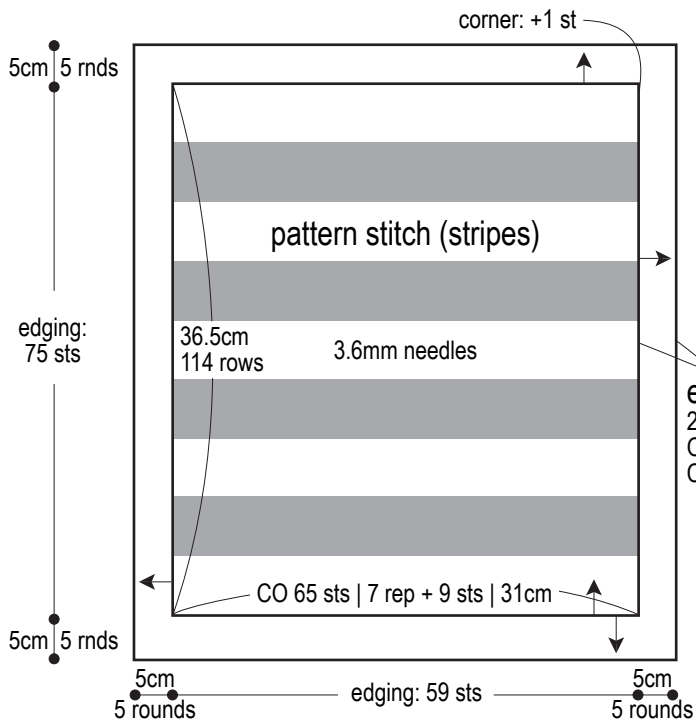
Cast on with long-tail cast-on method. Work in pattern stitch in stripes, referring to chart for color sequences. Crochet edging. Make 4 tassels, then attach one to each corner.

Abbreviations:

CO = cast on
k = knit stitch
rep = pattern repeat(s)
st(s) = stitch(es)

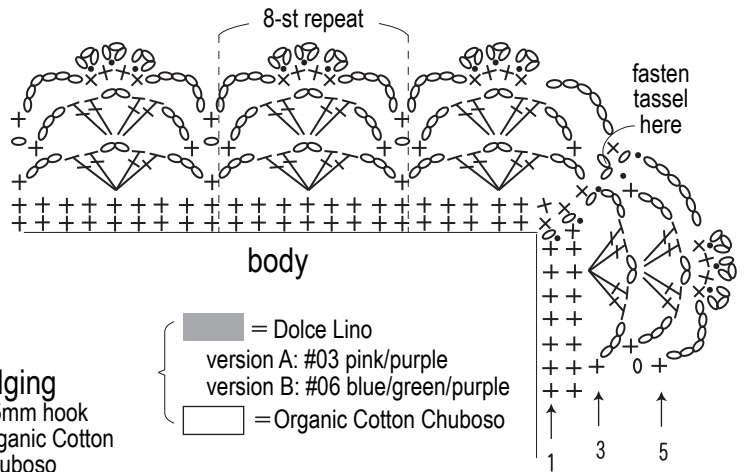
Basket cover schematic

make 1 per version (A or B)



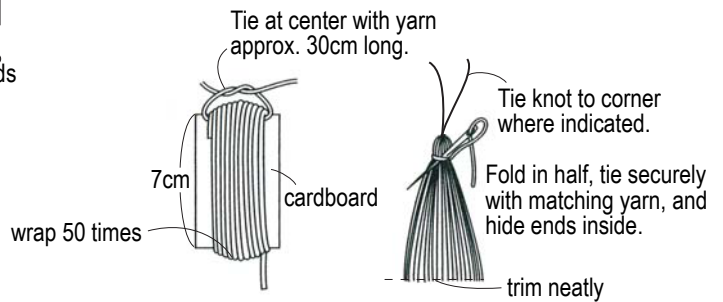
Edging

2.5mm hook



Tassels

Dolce Lino, 4 per cover



Pattern stitch (stripes)

3.6mm needles

