

211s-36 Motif Tablerunner



Suggested yarn:

- Pierrot Yarns Cotton Lace #20 [100% cotton; 169 yds/155m per 1.41 oz./40g skein];
 - color #201 white, 2 skeins [75g]
 - color #206 aquamarine, 1 skein [25g]

Tools/Notions:

- 1.5mm (US steel hook 8) crochet hook or size necessary to achieve gauge
- 40 vinyl rings (10mm/0.39")

Finished measurements:

- width 37cm/14.57"
- length 58cm/22.83"

Gauge:

- Each motif should measure 6cm/2.36" square.


Gauge may vary according to individual crochet style. Change hook size if necessary to achieve gauge. Alternatively, rework pattern with your own gauge measurements.

Crochet Tips

Motifs: Starting each motif with a vinyl ring, crochet 40 motifs.

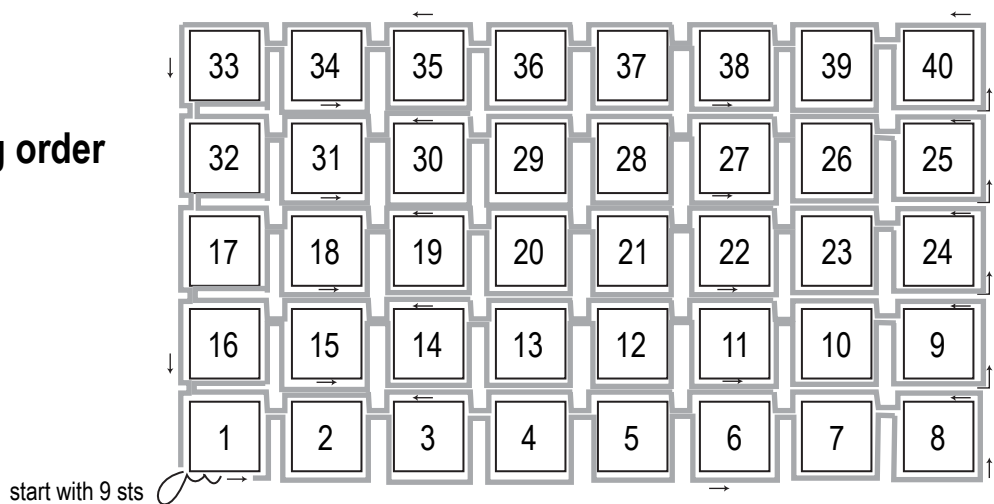
Finishing: Referring to finishing schematic, seam motifs together in order from 1 to 40. Work 1 round of edging around outer edge of table runner. Pin table runner to ironing board with right side facing up, blocking to size and adjusting as needed. Spray with starch. When table runner has dried, remove pins.

Motif seaming method

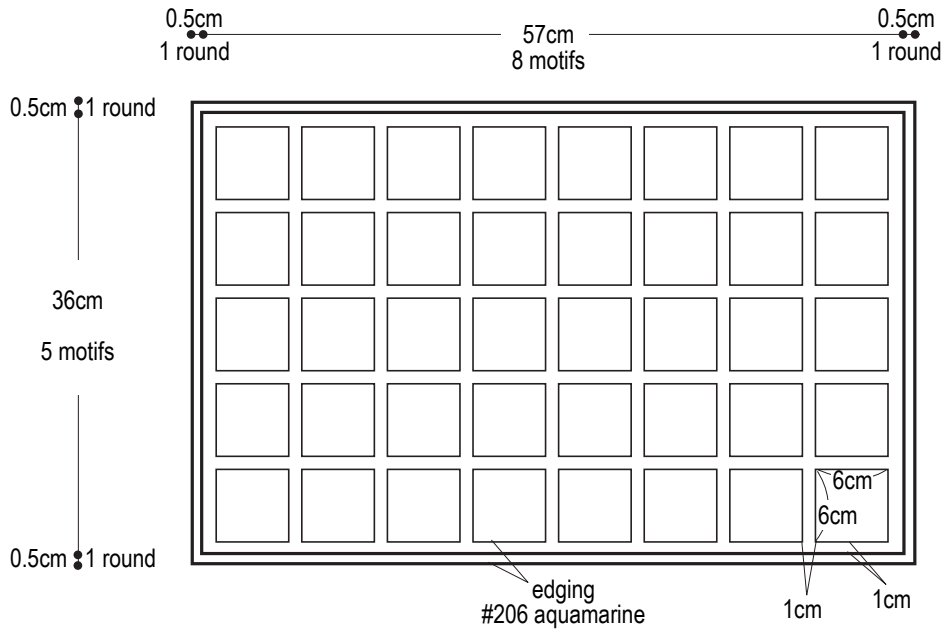


Motif seaming order

1.5mm hook




Schematic



Motif

1.5mm hook, color #201 white



Edging

1.5mm hook, color #206 aquamarine

