

# amicomo9-14 Seasonal Hotpad



## Suggested yarn:

- Pierrot Yarns Junmo Gokubuto 2 [100% superwash wool; 57 yds/52m per 1.41 oz./40g skein];
  - color #2 dark beige, 1 skein [20g]
  - color #3 light yellow khaki, 1 skein [20g]
  - color #4 brown, 2 skeins [45g]

## Tools/Notions:

- 2.5mm (approx. US B or C) crochet hook or size necessary to achieve gauge
- 8 vinyl rings (12mm/0.47")

## Finished measurements:

- 21cm/8.27" square (excluding loop)

## Gauge:

- Each motif should measure 10cm/3.94" square.

*Gauge may vary according to individual crochet style. Change hook size if necessary to achieve gauge. Alternatively, rework pattern with your own gauge measurements.*

## Crochet Tips

✿**Note:** final product is reversible.

**Motifs:** Work ch3 post, securing first chain around a vinyl ring. (Alternatively, ch6 and join into the round to begin.) Crochet 4 each of motifs A and B. Refer to schematic for color sequences.

**Finishing:** Seam 4 of motif A and 4 of motif B in order from ① to ③ (see seaming instruction schematic). With wrong sides of motif A piece and motif B piece facing each other, seam these two pieces together, crocheting a loop of chain stitches where indicated.

**Flower motifs:** Work magic ring to begin. Work in sc and ch stitches. Seam one to motif A and one to motif B where indicated.

## Abbreviations:

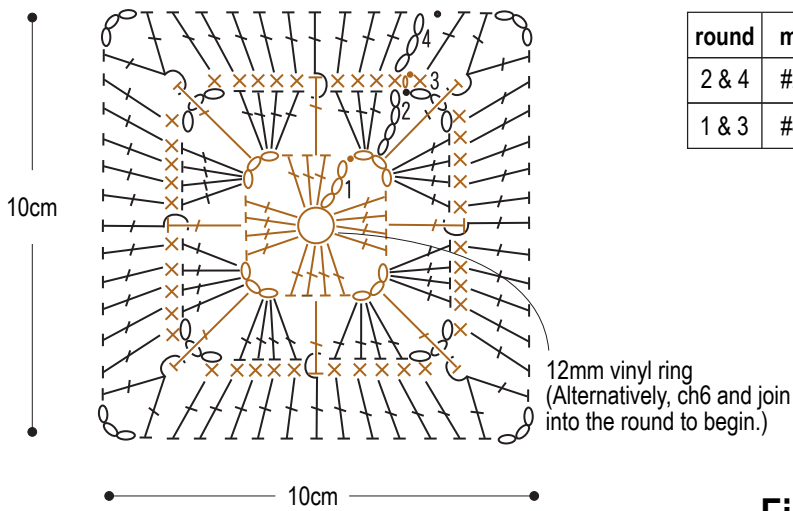
ch = chain

m = magic ring

sc = single crochet (US)

## Motif

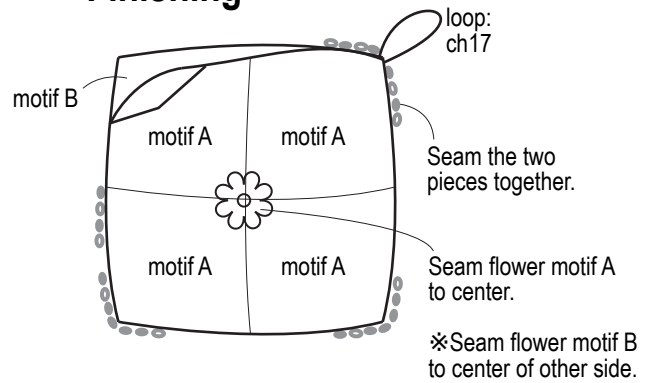
2.5mm hook



## Color sequences

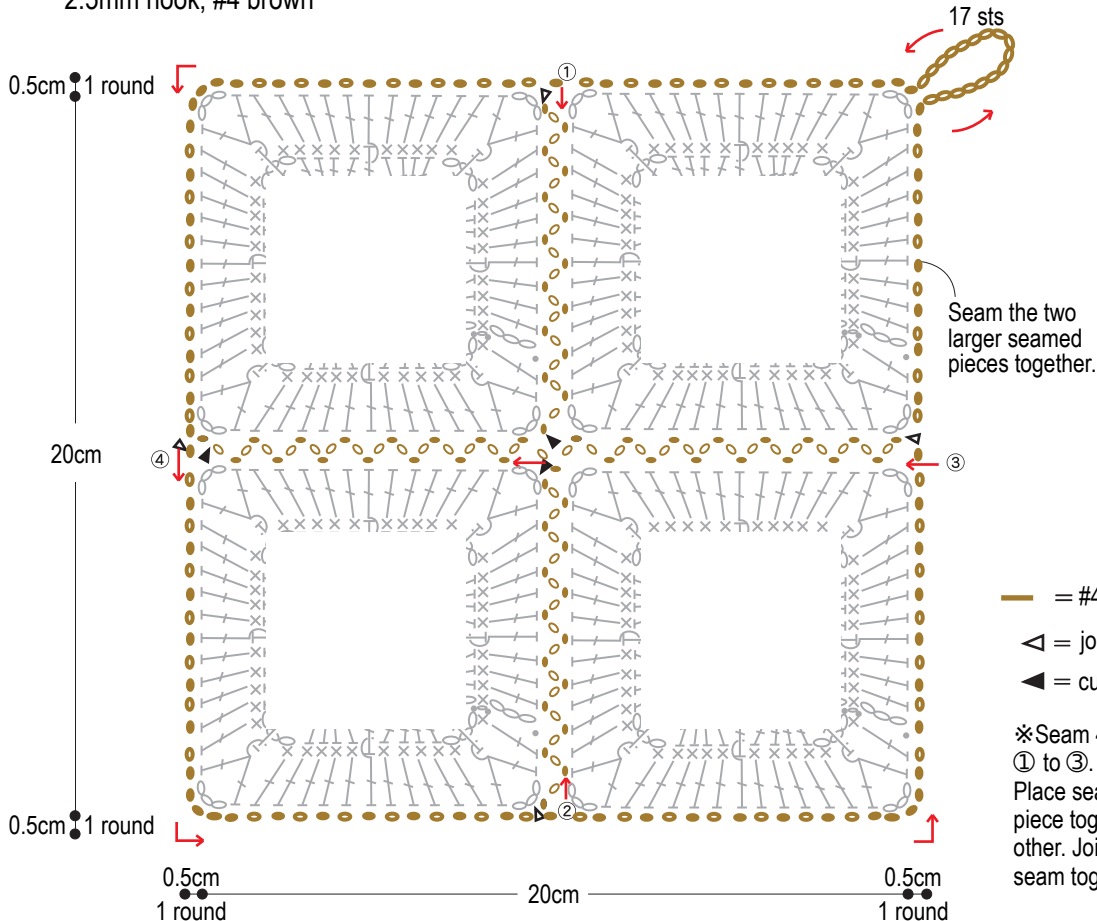
round	motif A (make 4)	motif B (make 4)
2 & 4	#2 dark beige	#3 light yellow khaki
1 & 3	#4 brown	#4 brown

## Finishing



## Seaming instructions

2.5mm hook, #4 brown




## Flower motif

(make 1 of each)

flower motif A:  
#2 dark beige

flower motif B:  
#3 light yellow khaki



2.5cm

— = #4 brown

◁ = join yarn

◀ = cut yarn

\*Seam 4 motif A pieces together in order from ① to ③. Seam motif B pieces in the same way. Place seamed motif A piece and seamed motif B piece together with wrong sides facing each other. Join yarn where marked with ④, then seam together.